

Taking LEED to School: Market -Transformation through Next-Generation School Facilities

Franklin Brown, AIA, REFP, LEED AP
Planning Director



John R. Kasich, Governor
Richard M. Hickman, Executive Director

 **Ohio** | School Facilities
Commission

Ohio School Facilities Commission

Created in 1997

Addressing Ohio's K-12 Facilities Needs

Green Schools Program- September 2007

- All OSFC projects will strive for Gold Certification under the USGBC's Leadership in Environmental and Energy Design® (LEED)
- Must attain LEED Silver
- 259 projects are registered



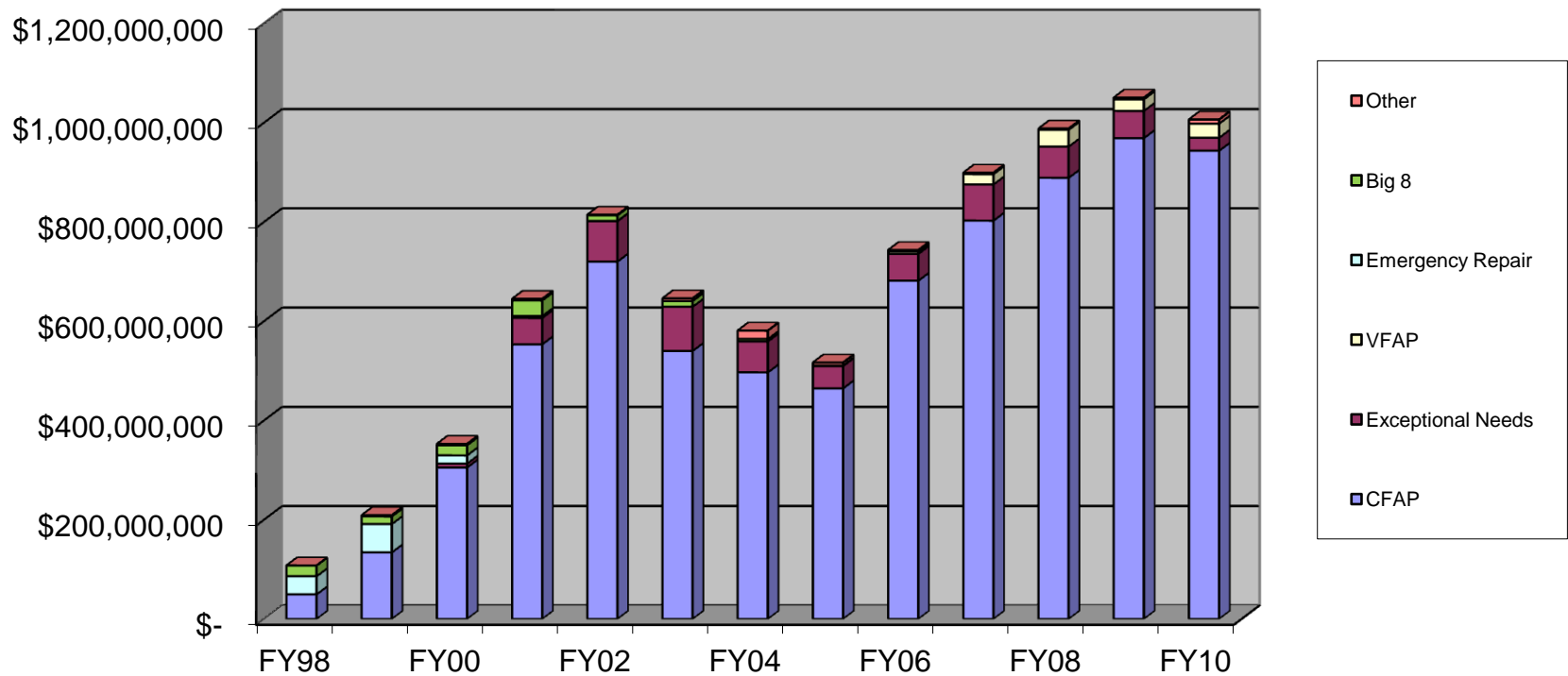
Ohio School Facilities Commission

Program Totals

- 221 Districts Participating
- 765 Completed Buildings
- 55 Buildings in Active Design
- 160 Buildings Under Construction
- \$4 Million in State & Local funds spent each day on construction in Ohio
- \$8.3 Billion in Total Disbursements

Ohio School Facilities Commission

OSFC DISBURSEMENTS BY PROGRAM BY YEAR



Ohio School Facilities Commission

What's Left?

- 1,900 schools remain (approximately)
- 1,530 (81%) are at least 40 years old
- 500 (26%) are at least 75 years old
- 80 (4%) are at least 100 years old
- **Total need: \$21 Billion**

Ohio LEED® Projects

LEED Projects – 259

Version 2.0 – 157

Version 3.0 – 95

Registration - 4



Ohio School Facilities Commission

- **LEED Requirements**
 - Ohio School Design Manual
 - Silver Certification
 - Design Professional Contract Requirement
 - Construction Manager Contract Requirement
 - Responsibility Matrix
 - (currently under review & update)

Ohio School Facilities Commission

Phase Submission Requirements

POR: USGBC Registration; LEED Checklist; Eco-Charrette Meeting Minutes; Initial Parametric Modeling; EPA Target Finder; Narrative of Use of LEED Allowance.

DD: Updated Checklist (Scorecard); Parametric Modeling Evidence; Monthly & Annual Energy Consumption; Monthly & Annual Peak Demand; Updated Narrative of Use of LEED Allowance.

SD: Updated Checklist (Scorecard); Parametric Modeling Evidence; Monthly & Annual Energy Consumption; Monthly & Annual Peak Demand; Updated Narrative of Use of LEED Allowance.

CD: Updated Checklist (Scorecard); Parametric Modeling Evidence; Monthly & Annual Energy Consumption; Monthly & Annual Peak Demand; Updated Narrative of Use of LEED Allowance; USGBC/GBCI Design Review Comments.

Ohio School Facilities Commission

Estimate vs. Bid Costs

2008 Total Bid Packages - \$973 Million

LEED Projects

- 23% of Project SF
- 0.4% Under Budget
- Average Total Estimated Cost: \$181.00/SF
(new construction only)

Ohio School Facilities Commission

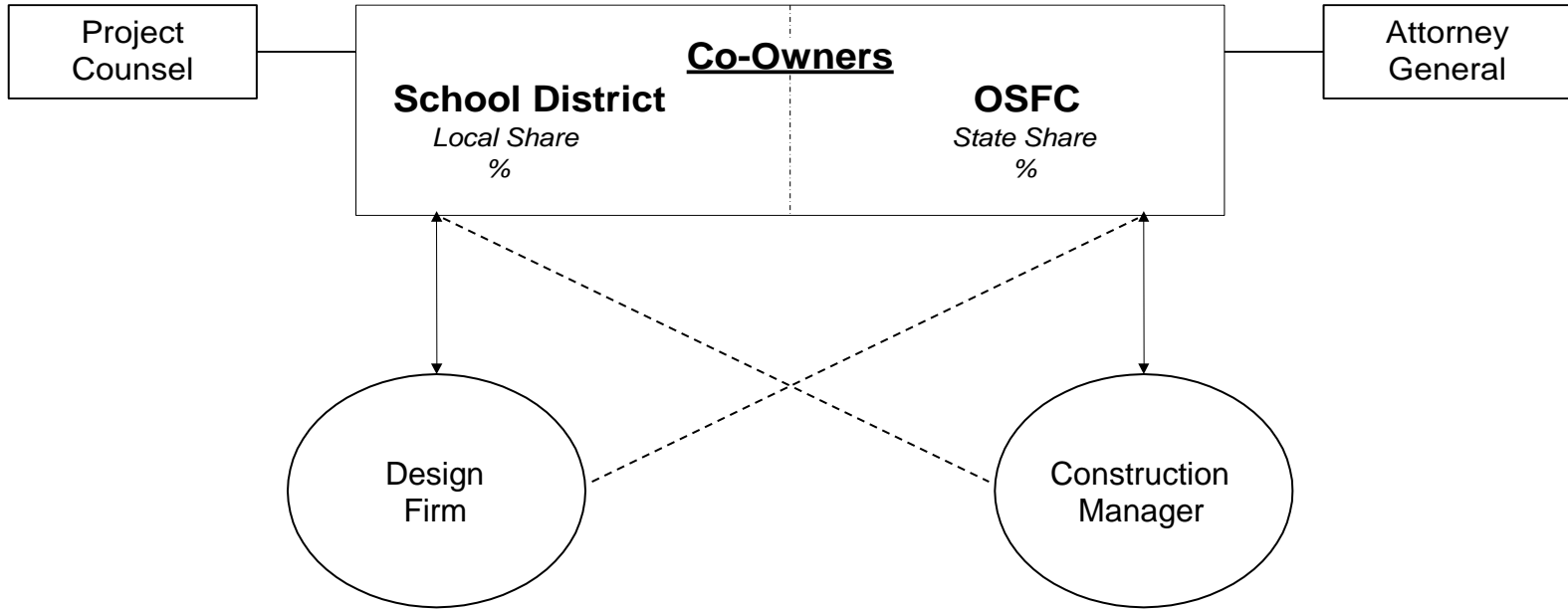
Estimate vs. Bid Costs

2009 Total Bid Packages - \$1.23 Billion

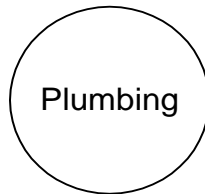
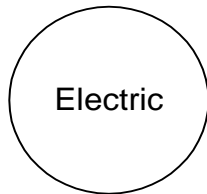
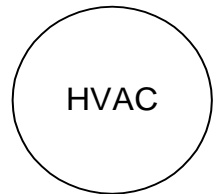
LEED Projects

- 61% of Project SF
- 8.0% Under Budget
- Average Total Estimated Cost: \$183.00/SF
(new construction only)

Ohio School Facilities Commission Project Contracting Structure



Separate/Combined Contract Packages as Determined by the Project Team



Ohio School Facilities Commission

Open Communication
Roundtable Discussions
Mentoring



Pleasant Ridge – Cincinnati SD - First OSFC Certified Project



School Facilities
Commission

Ohio School Facilities Commission

Database Development
Quality Control Measures
Resource Management (know & use these!)



Ohio School Facilities Commission

Identify & Implement Best Practices

- Eco-Charrettes
- LEED Slide Decks for Partnering Sessions
- Agenda Item at Design & Construction Meetings



Educational Opportunities & Webinars

- Daylight Technical Assistance
- School as a Teaching Tool
- Case Studies



Ohio School Facilities Commission

Green Schools Webpage

- Links to Resources
- Program Information
- Sample OSFC Projects
- Grant/Funding Opportunities
- Educational Opportunities
- Project/LEED Assistance



Dayton City SD - Thurgood Marshall HS



School Facilities
Commission

Ohio School Facilities Commission

OSFC Homepage - <http://osfc.ohio.gov>

Email Contact:

Program.info.osfc.ohio.gov

Lisa.Laney@osfc.ohio.gov

Franklin.Brown@osfc.ohio.gov

