



Mid-Ohio Regional Planning Commission

State of the Region 2010

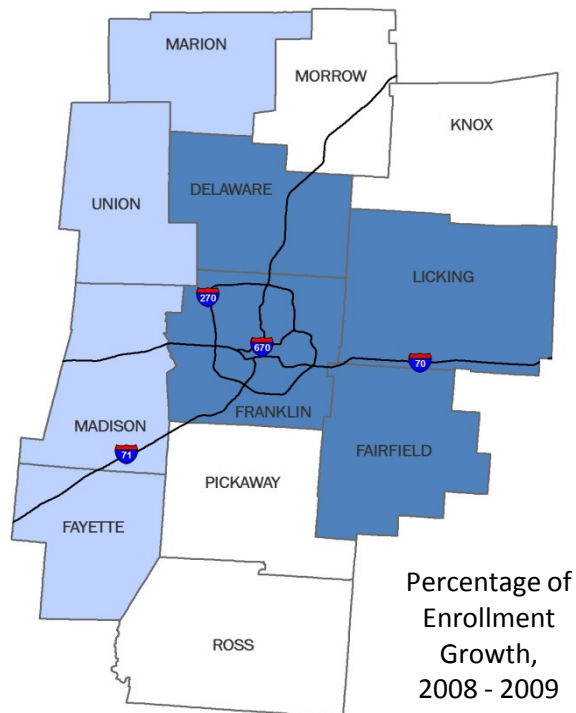
Issue: People

Metric: Limited English Proficiency

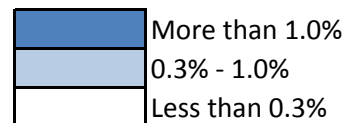
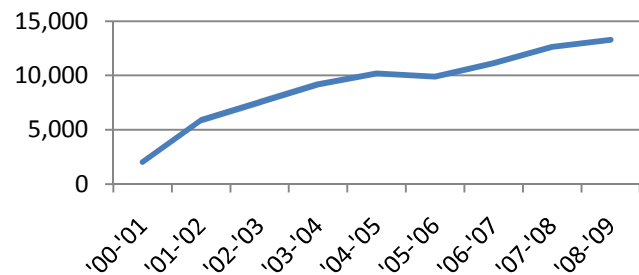
This page shows the prevalence of public school students with limited English proficiency in the region, as reported by the individual school districts. The region is growing more diverse, and the number of limited English proficient (LEP) students has increased by a factor of six since 2001. Licking, Delaware, and Fairfield counties have seen the highest relative increase in LEP students, while Franklin county has had the highest absolute increase.

	Number of Students with Limited English Proficiency								
	'00-'01	'01-'02	'02-'03	'03-'04	'04-'05	'05-'06	'06-'07	'07-'08	'08-'09
Delaware	35	88	102	107	230	292	329	387	391
Fairfield	27	74	58	73	184	166	221	240	298
Fayette	11	< 10	< 10	< 10	15	12	< 10	21	20
Franklin	1,872	5,583	7,151	8,761	9,445	9,131	10,166	11,540	12,060
Knox	< 10	< 10	< 10	< 10	< 10	< 10	< 10	< 10	14
Licking	33	41	75	108	183	192	271	302	342
Madison	56	51	73	65	69	49	34	48	65
Marion	< 10	37	50	65	51	58	75	73	72
Morrow	< 10	< 10	< 10	< 10	< 10	< 10	< 10	< 10	< 10
Pickaway	< 10	< 10	< 10	< 10	< 10	< 10	< 10	< 10	< 10
Ross	< 10	< 10	< 10	< 10	< 10	< 10	< 10	< 10	< 10
Union	< 10	11	16	13	12	< 10	23	16	23
Region	2,034	5,885	7,525	9,192	10,189	9,900	11,119	12,627	13,285

Source: [Ohio Department of Education](#)



Number of Students with Limited English Proficiency in Central Ohio



map this data:

Delaware	1.60%
Fairfield	1.20%
Fayette	0.40%
Franklin	6.40%
Knox	0.20%
Licking	1.20%
Madison	0.80%
Marion	0.60%
Morrow	< 0.30%
Pickaway	< 0.30%
Ross	< 0.30%
Union	0.30%