

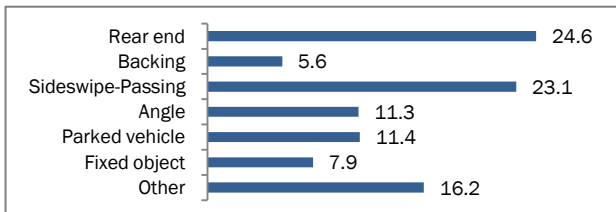
Truck Drivers

During the time frame of 2005 to 2007, a total of 5,313 crashes related to trucks were reported within MORPC's transportation planning area. These crashes involved over 6,000 people. Most of the crashes (78 percent) resulted in property damage only (PDO). A total of 9 of the truck-related crashes ended fatal and 1,059 in some type of injury. Although most truck-related crashes did not end in an injury, the type of injury tends to be more severe if it involves a person other than the truck driver or truck passenger.

Within MORPC's transportation planning area, about two percent of crashes involving trucks were reported as work zone-related.

Rear-ending, sideswipe-passing, or hitting a parked vehicle were reported crash types for nearly 60 percent of truck-related crashes (see Figure 1).

Figure 1: Truck-related Crashes by Crash Type [in %]

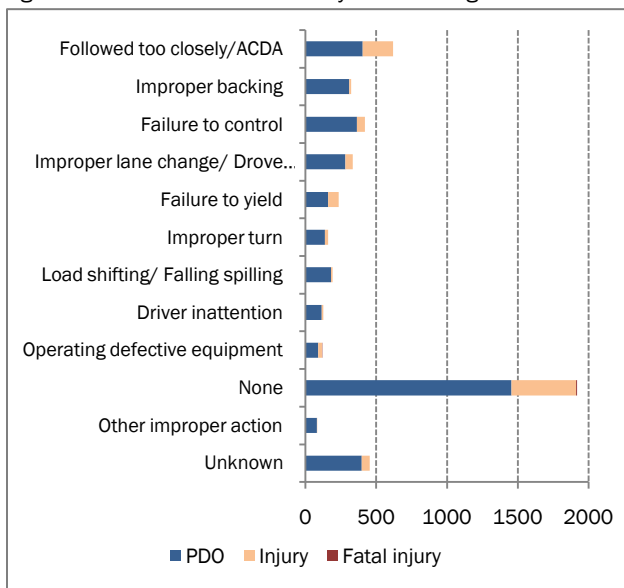


Source: MORPC Crash Data 2005-2007; N=5,313

8 percent of truck-related crashes decreased slightly over the three years examined.

In general, "following too closely," "improperly backing up," "failure to control," or "improper lane change" were the most commonly reported contributing factors to a truck-related crash (see Figure 2). Due to the large size of the vehicle and the challenges of maneuvering, backing up a truck can cause great difficulties.

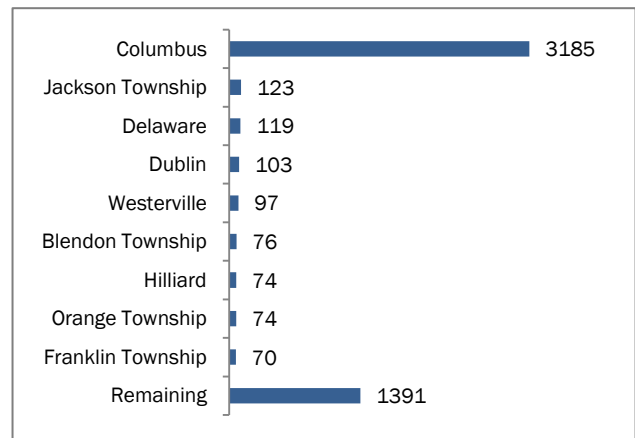
Figure 2: Truck-related Crashes by Contributing Factors



Source: MORPC Crash Data 2005-2007; N=4,980

As with all crashes, the majority of reported truck crashes occurred in Columbus, followed by Jackson Township, Delaware City, Dublin, and Westerville (see Figure 3).

Figure 3: Reported Truck-related Crashes by Municipality

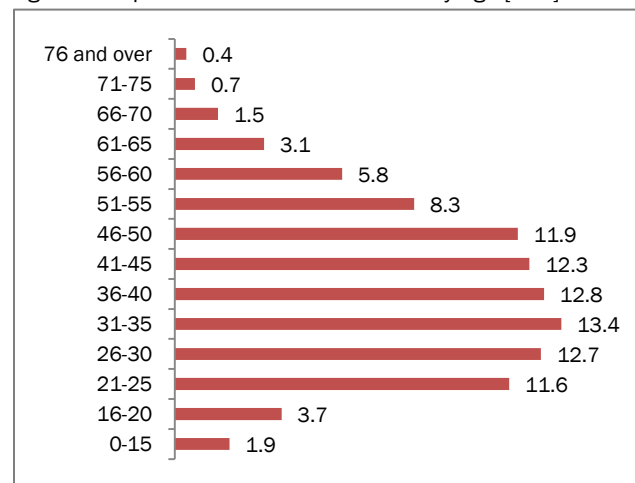


Source: MORPC Crash Data 2005-2007; N=5,312

The majority of reported truck crashes occurred during normal weather conditions (86 percent), during the daytime (85 percent), and at non-intersection locations (51 percent).

Figure 4 illustrates that the vast majority of people (4,336) involved in reported truck crashes are adults between the ages of 21 and 50 years.

Figure 4: Reported Truck-related Crashes by Age [in %]



Source: MORPC Crash Data 2005-2007; N=5,811

