

Central Ohio Transportation Safety Plan

Commission Meeting 9/12/2019

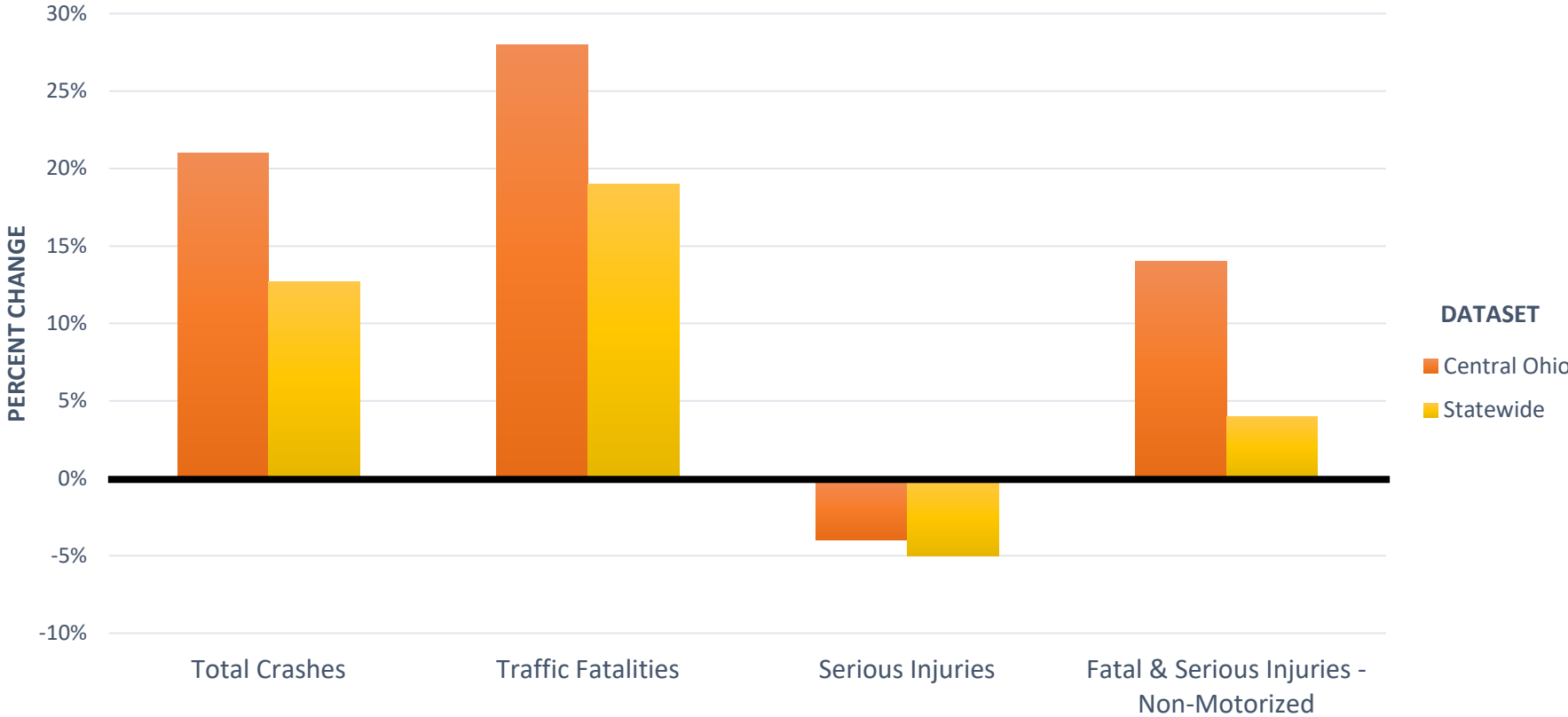


MID-OHIO REGIONAL
MORPC
PLANNING COMMISSION

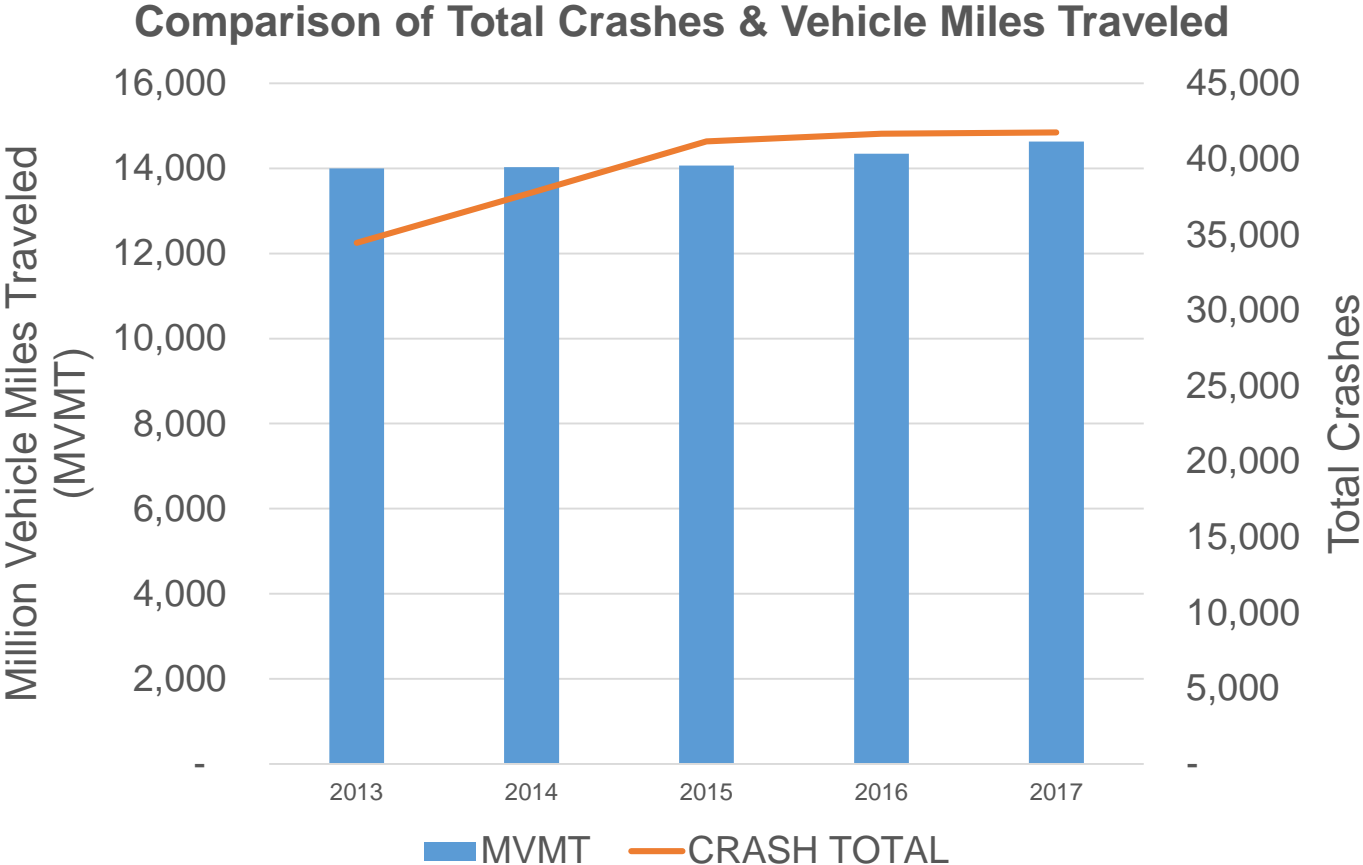
Central Ohio vs Statewide



Crash Data Trends, Central Ohio vs Statewide 2013-2017



Is there a correlation between rate of growth and crashes?



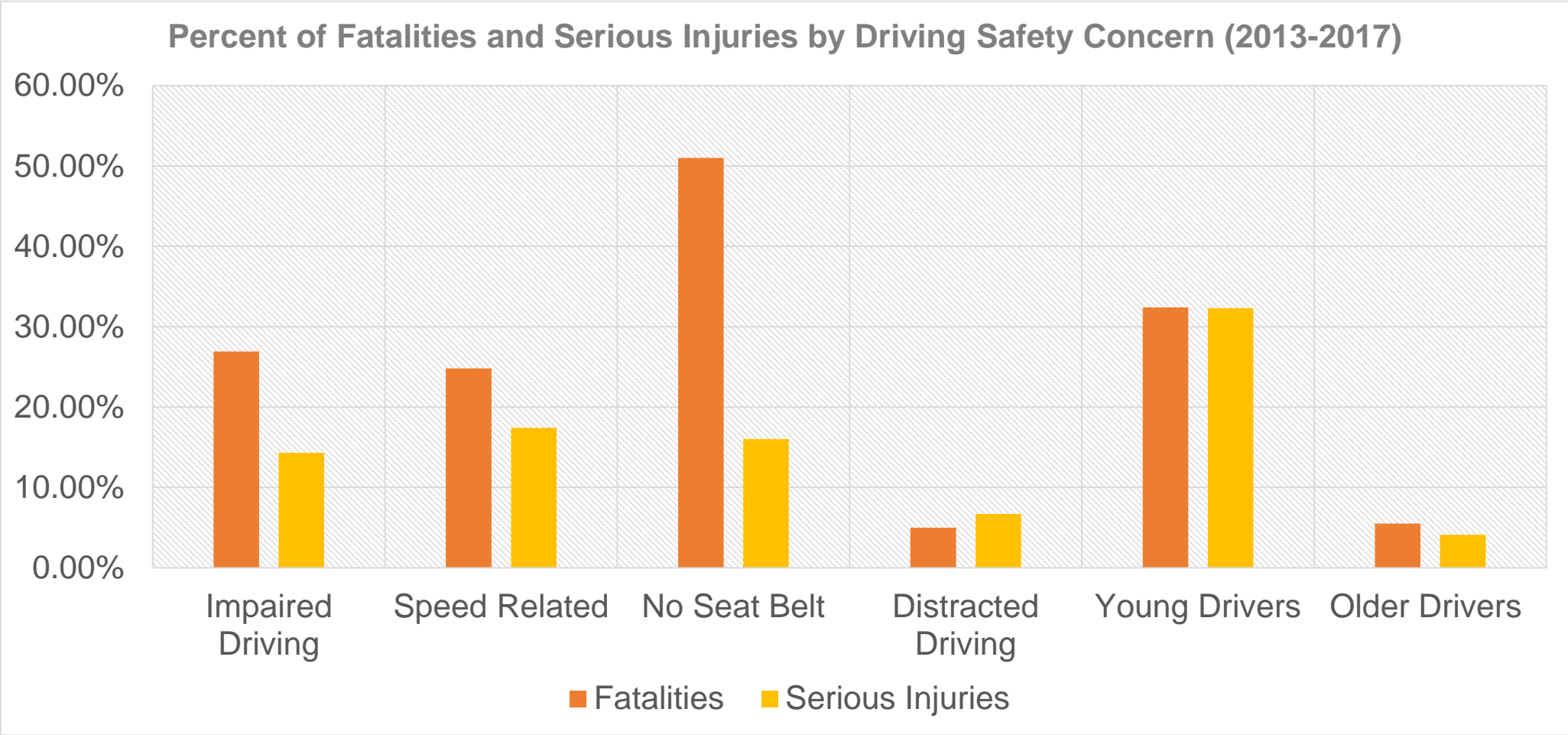
Costs of These Trends

BETWEEN 2013 – 2017 IN CENTRAL OHIO:

- 196,792 crashes were reported **= \$8 billion** an overall increase of 21%
- 498,131 people were involved **= \$855 million** an overall increase of 20%
- 528 people were killed **= \$855 million** an overall increase of 28%
- 4,323 people were seriously injured **= \$626 million** an overall increase of 4%



How many crashes were related to distracted driving and speed?



Ohio License Trends



Older Driver Trends									
	2010	2011	2012	2013	2014	2015	2016	2017	2018
Total	7,579,007	7,624,693	7,660,031	7,699,621	7,713,770	7,757,355	7,806,073	7,825,171	7,822,297
65+	1,297,725	1,346,984	1,400,118	1,451,410	1,476,445	1,528,013	1,584,917	1,621,280	1,661,985
75+	555,934	561,095	573,291	588,622	576,199	594,613	613,264	625,704	638,021
% of 65+	17.1%	17.7%	18.3%	18.9%	19.1%	19.7%	20.3%	20.7%	21.2%
% of 75+	7.3%	7.4%	7.5%	7.6%	7.5%	7.7%	7.9%	8.0%	8.2%
Young Driver Trends									
	2010	2011	2012	2013	2014	2015	2016	2017	2018
Total	7,579,007	7,624,693	7,660,031	7,699,621	7,713,770	7,757,355	7,806,073	7,825,171	7,822,297
15-17	158,035	158,864	156,974	153,204	152,478	154,913	156,559	155,147	151,224
18-20	371,043	363,377	357,212	352,146	348,292	346,908	336,149	341,175	337,662
20-25	781,742	786,233	790,465	791,988	790,209	786,212	768,437	768,095	754,166
15-25	1,176,818	1,176,907	1,175,560	1,170,883	1,165,763	1,163,478	1,148,364	1,142,314	1,122,339
Young Driver Percentages									
15-17%	2.1%	2.1%	2.0%	2.0%	2.0%	2.0%	2.0%	2.0%	1.9%
18-20%	4.9%	4.8%	4.7%	4.6%	4.5%	4.5%	4.3%	4.4%	4.3%
20-25%	10.3%	10.3%	10.3%	10.3%	10.2%	10.1%	9.8%	9.8%	9.6%
15-25%	15.5%	15.4%	15.3%	15.2%	15.1%	15.0%	14.7%	14.6%	14.3%

Source: ODOT

What is the potential opportunity with red light cameras?



At the 38 intersections they were previously installed...

- 20% **reduction** in all crashes after installation
- 11% **increase** in all crashes after they removal
- 32% **reduction** in fatal & injury crashes after installation
- 20% **increase** in fatal & injury crashes after removal

What is being done to educate?



DRIVING SAFETY CONCERNS ACTION PLAN

Fatality Goal:
Reduce the number of fatalities related to impaired and distracted driving, restraint usage, speeding, and age by 8% from 2017 to 2025 (1% annual reduction).

Serious Injury Goal:
Reduce the number of serious injuries related to impaired and distracted driving, restraint usage, speeding, and age by 8% from 2017 to 2025 (1% annual reduction).

STRATEGY 1: Share educational resources with the general public on safe driving, new infrastructure, and emerging trends (e-scooters, semi-autonomous vehicles, etc.).



KEYS²DRIVE
The AAA Guide to Teen Driver Safety

#	ACTION LEAD	DESCRIPTION	OUTPUT MEASURE	TIMELINE
1.1	LPAs MORPC ODOT Safe Communities	Share existing marketing/safe driving advocacy literature to inform drivers of the rules of the road (e.g., roundabout use, speeding, seatbelt usage, impaired driving, distracted driving, motorcyclist awareness, yielding to pedestrians, bicyclist rights, etc.).	Increased # of regional impressions	Ongoing
1.2	Safe Communities	Partner with the Ohio BMV and driving schools to share safe driving behaviors and habits in high schools with students before and during the first few years of driving.	# of outreach events	Ongoing
1.3	LPAs MORPC ODOT	Develop new educational literature to inform the public of new infrastructure, new legislation, and emerging trends.	Materials produced	Short
1.4	LPAs ODOT Safe Communities	Include safe driving habits and behaviors in local newsletters or other media that are widely distributed into the community.	# of organizations # of impressions	Short



Options for Action



- > Dedicate September as Safety Awareness Month
- > Encourage Governor to pass a primary Distracted Driving Legislation
- > Pass a Distracted Driving Ordinance
- > Pass a Complete Streets Policy

THANK YOU!

KERSTIN CARR

Director, Planning & Sustainability

Mid-Ohio Regional Planning Commission

T: 614.233.4163

kcarr@morpc.org

111 Liberty Street, Suite 100
Columbus, OH 43215



MID-OHIO REGIONAL
MORPC
PLANNING COMMISSION

