

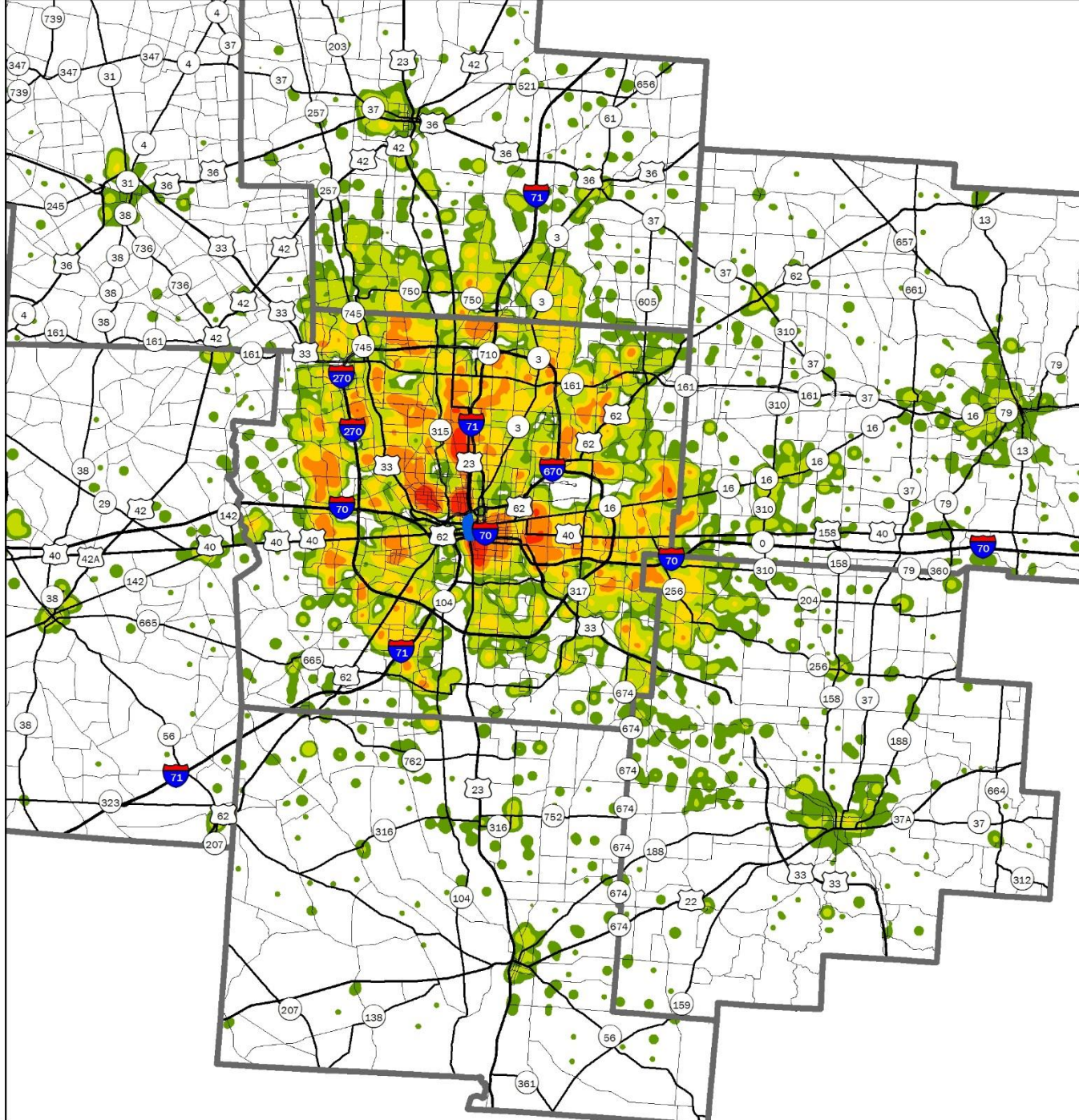
SID TRANSIT PASS FUNDING

- **Approximate cost:** \$4.56 million
 - Based on 45,000 minimum passes
- **Sources:**
 - Assessments: \$1.29 million
 - Per Capita Payments:* \$0.43 million
 - MORPC Guarantee:** \$2.84 million
 - On-Board Survey (STP) \$375,000
 - Transportation Services (5310) \$900,000 (\$300k/yr over 3 yrs)
 - High-capacity Transit Study (STP) Up to \$1.5 million











*Payments made on per capita basis by employers to buy in additional employees within non-assessed buildings

Home Location of Workers within the Capital Crossroads SID



Home Density (Workers/Sq. Mile)

-  <5
-  5 - 20
-  20 - 66
-  66-125
-  125 - 247
-  >247
-  Capital Crossroads SID
-  Counties

