



A Data Maturity Dialog

For part of this presentation we will collect anonymous feedback from the audience via Mentimeter. While you are waiting, please help us save time by connecting using the QR code or by visiting menti.com and entering the 8-digit code above.

Adam Porr

Kristen Gillenwater

A Data Maturity Dialog:

Is your organization positioned to get
the most out of your data?

Introduction

Identifying the Problem

Audience conversations

Recommendations

Your Takeaway

Identifying the



Problem

People

- Understand staff's perception of data governance process' importance and effectiveness
- Identify those affected by governance processes

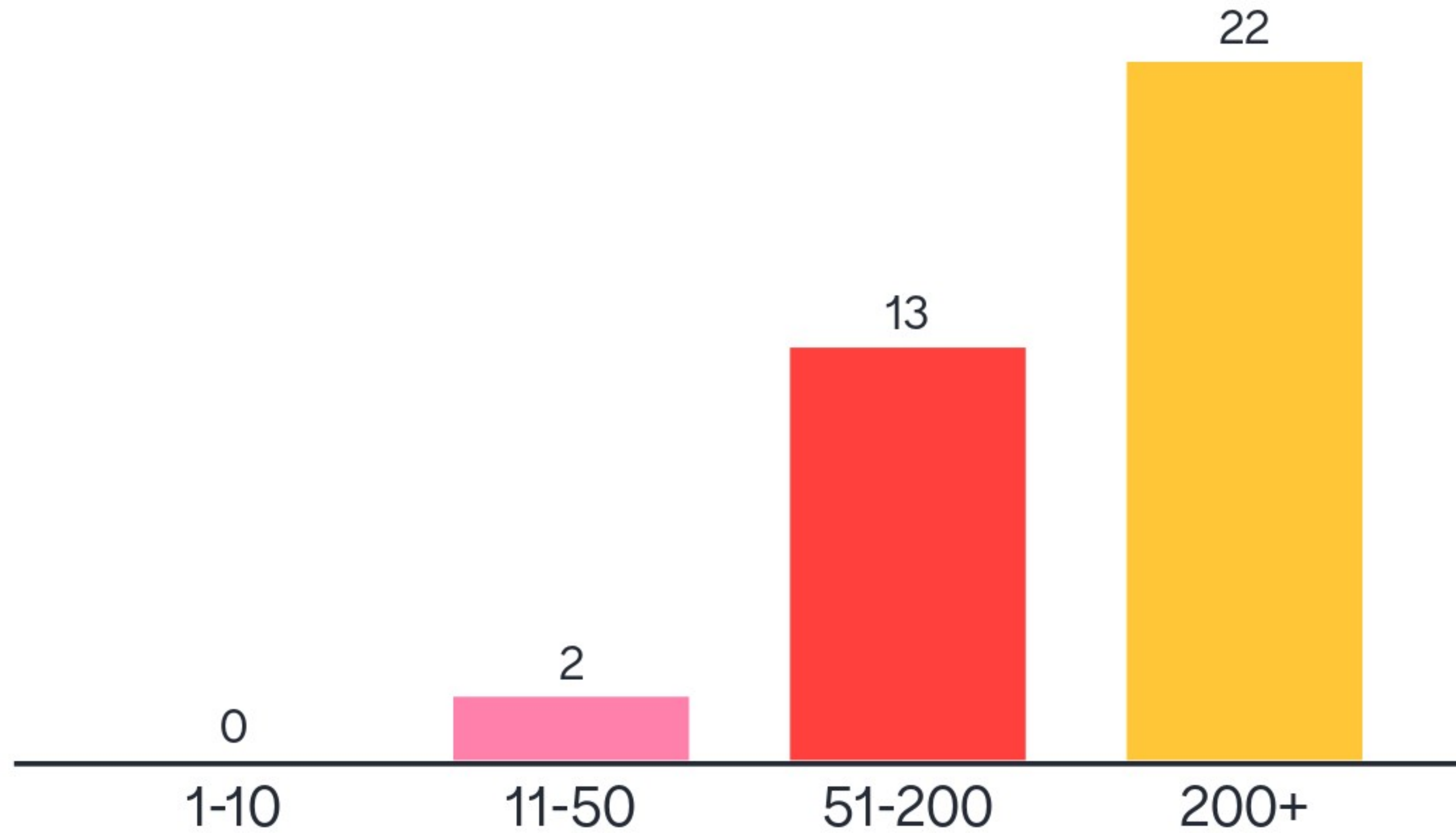
Processes

- Review the data governance processes that exist or should exist.

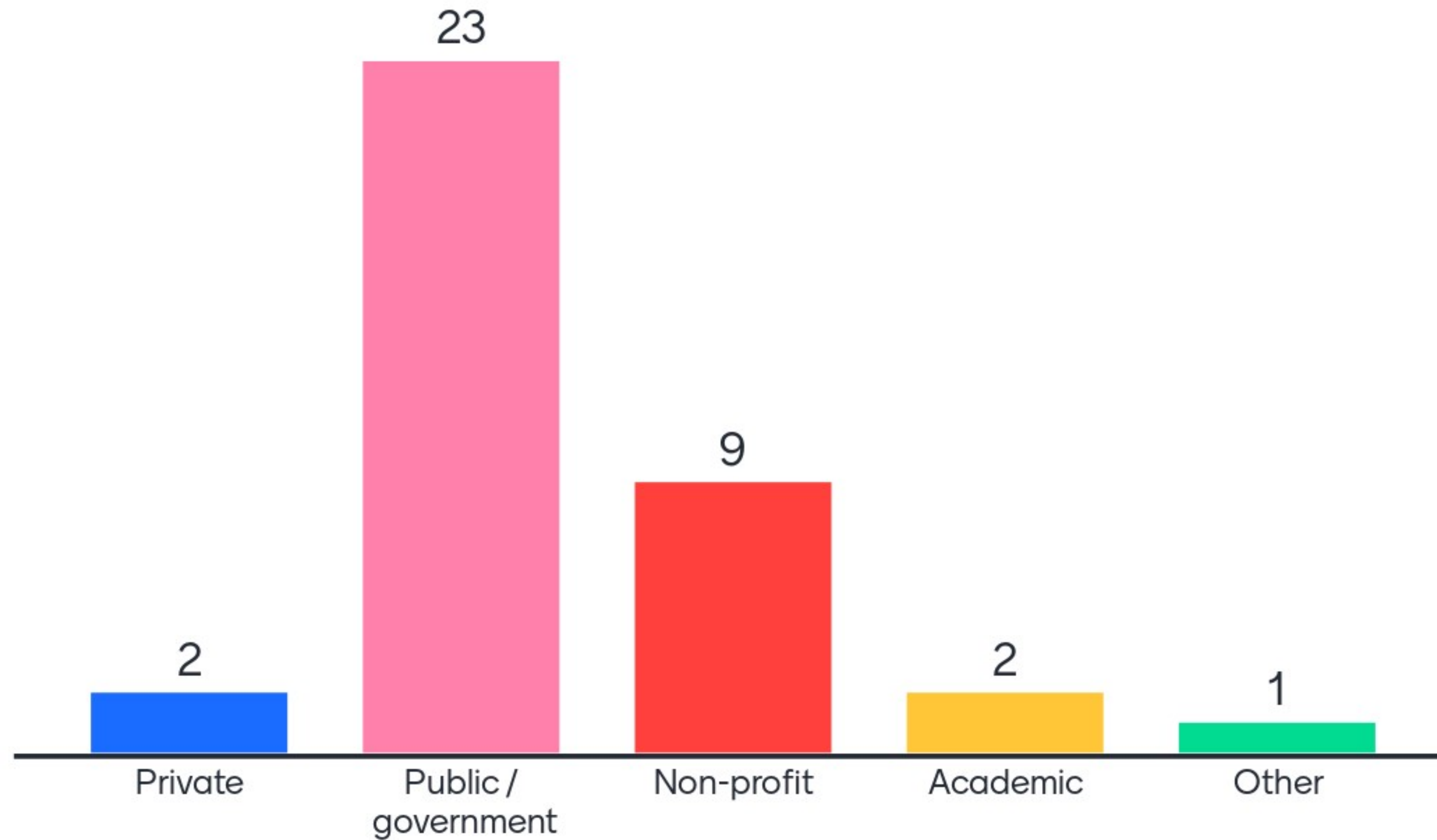


Join the dialog!

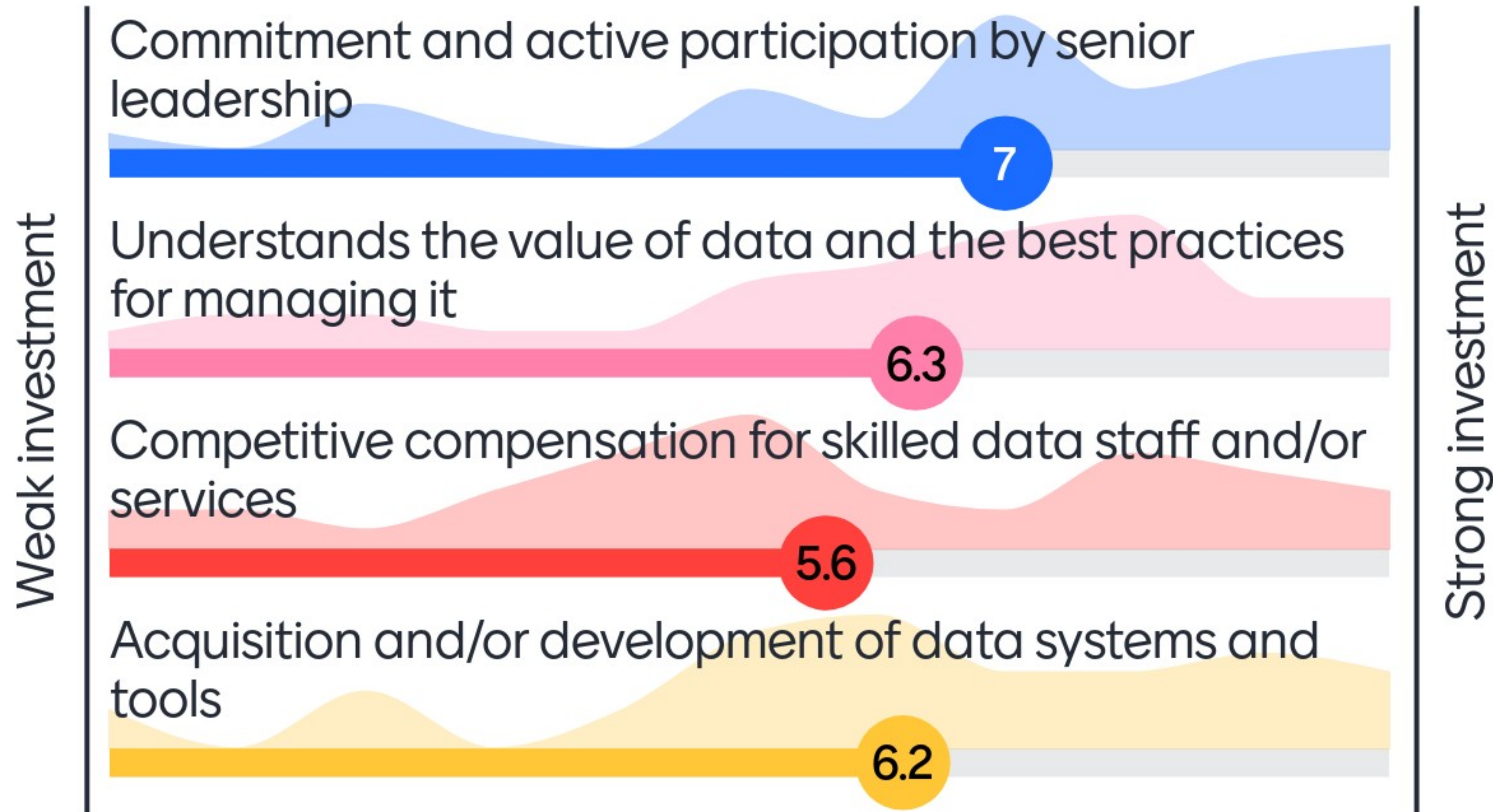
How many employees work for your organization?



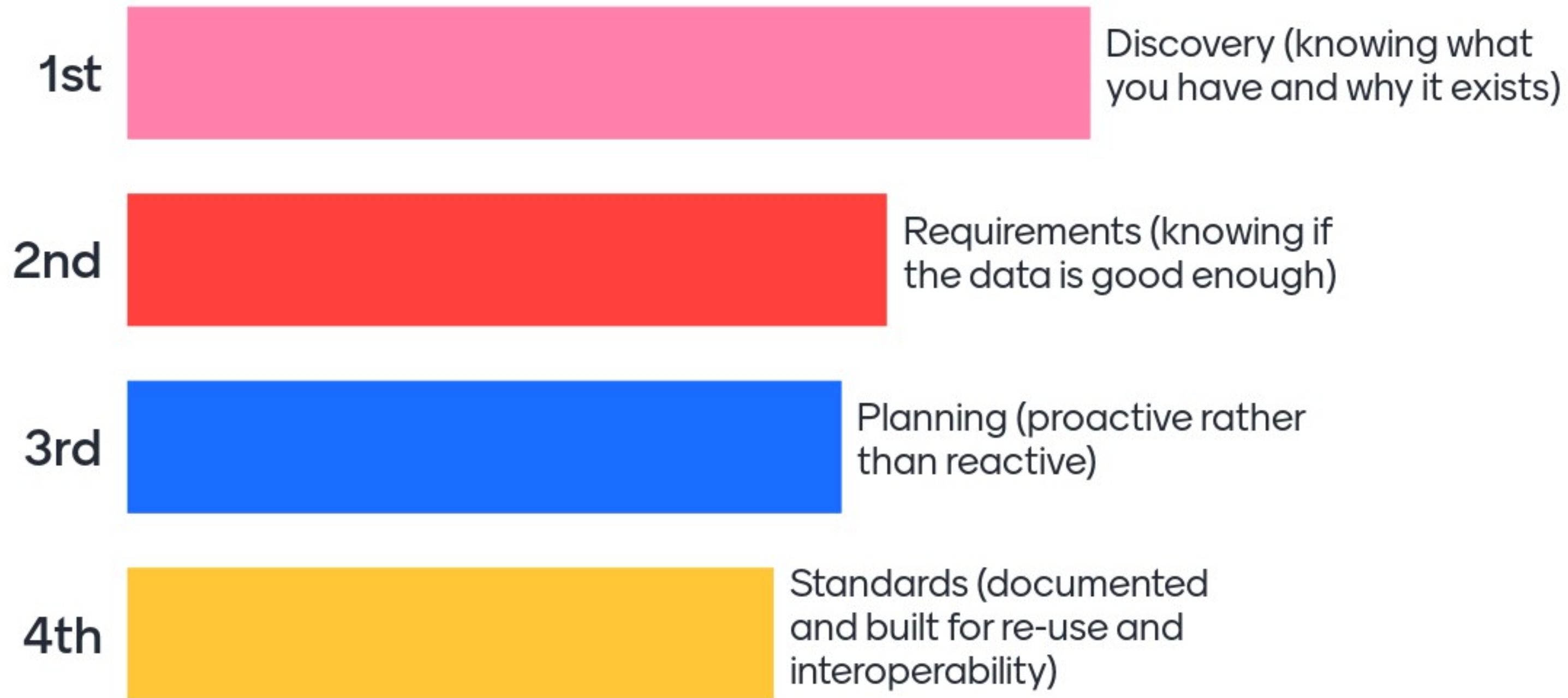
What type of organization do you represent?



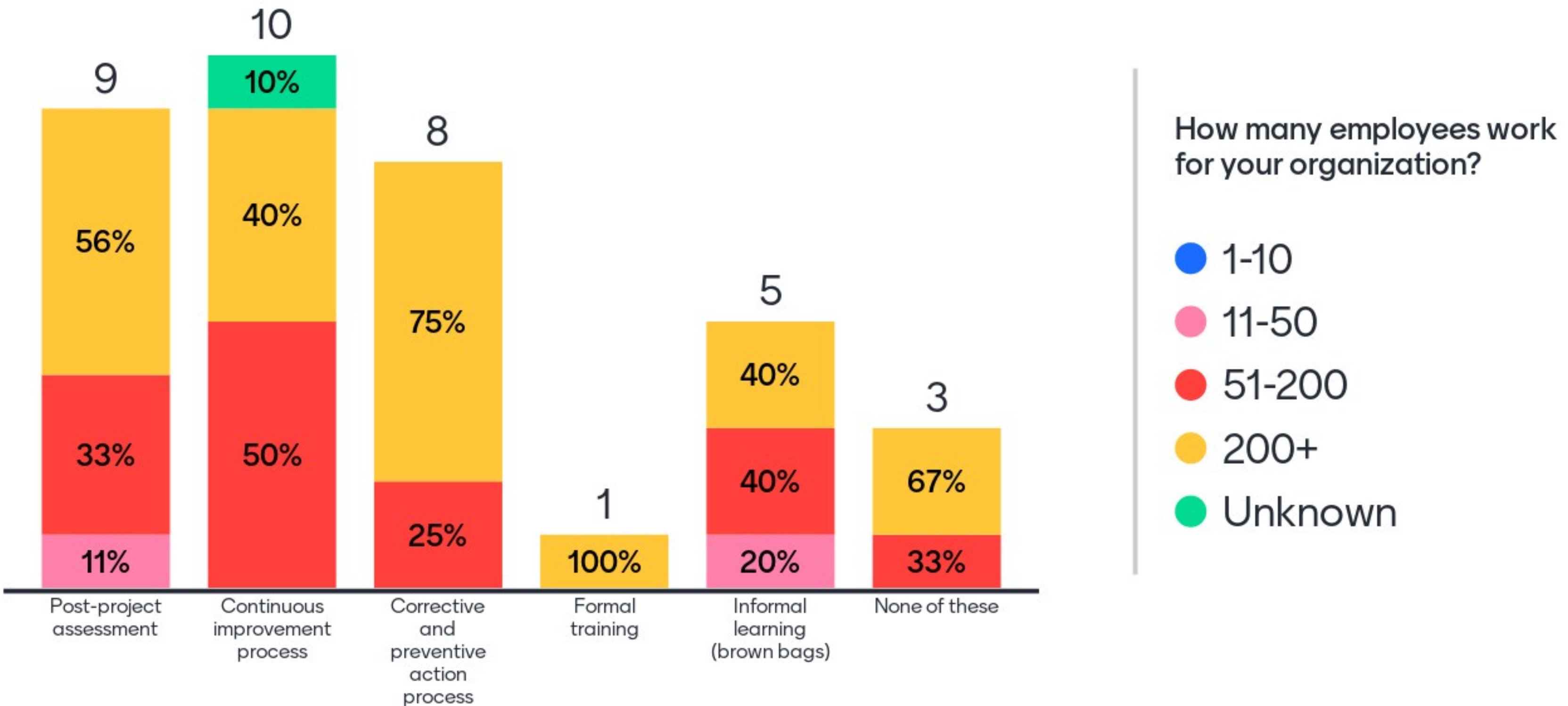
To what extent does your organization invest in data?



How are the following aspects of data planning and design prioritized in your organization?

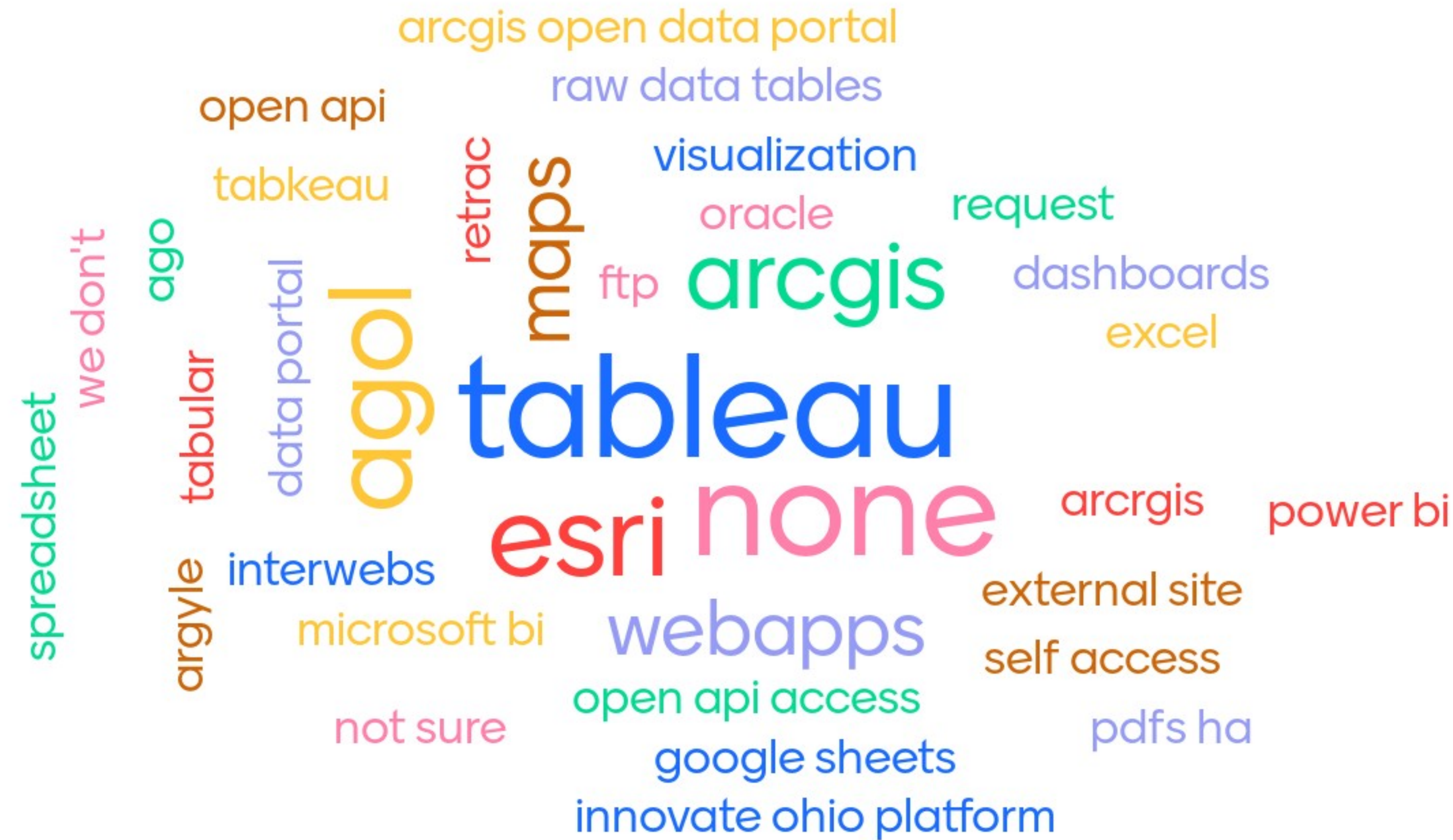


How does your organization learn from mistakes?



What platform does your organization use to publish open data?

57 responses



How can data users in your organization learn what data is available?

Open data or email me

Have to ask

Intranet

Education, socialization

Ask

Ask the Data & Mapping
Team

Ask SME

Intranet, data team
presentations

How can data users in your organization learn what data is available?

Explore our website, call, email, or stop by.

Periodic training

Training

We have a data products dashboard and monthly "Data Dispatch" newsletter

Ask

Tell them

Intranet site has links to high level reports and internal dashboards
Ask staff directly

Ask the right questions

How can data users in your organization learn what data is available?

General staff presentations

Show them

Explore! It's read only, you can't break it.

GoogleUser groupsOpen data site search

Open tickets or email us.

Training and leadership adoption/support

Ask MS Copilot

Ask. Reports are compiled and shared.

How can data users in your organization learn what data is available?

Contact the IT Data Team, view dashboards (license required) and go to our website and social media platforms.

Reports, meetings, website

Copilot

Leadership support of data and its value; if not an initiative it's not important

Ask

Ask

Organizational change concepts including training, one page summary, presentations, project updates. Data catalog, data portals that combine datasets

Ask the data owner and good luck figuring that out

How can data users in your organization learn what data is available?

Data analyzers provide reports with occasional presentations to Leadership and board.
Dashboards

Check out intranet data section links

Recommendations

1. Data maturity

2. Data maturity model

3. Example: LG Inform

<https://www.local.gov.uk/publications/local-government-data-maturity-model>



Categories

- Culture & Structure
- Leadership & Strategy
- Plan & Design
- Collect & Ingest
- Store & Maintain
- Use & Process
- Share & Publish
- Archive & Destroy
- System & Tools
- Skills & Capability
- Governance & Compliance

Prompts



Local Government Data Maturity Assessment Tool: question overview

Introduction

This document provides an overview of the questions that are included in the Local Government Association's [Local Government Data Maturity Assessment Tool](#). It is for information only - please [visit the tool](#) to complete your assessment and for more information.

Response scales

For each question, the following response options are provided:

- Strongly disagree
- Tend to disagree
- Neither agree nor disagree
- Tend to agree
- Strongly agree
- I don't know
- I don't understand the question

	A	B	C	
1	Category	Number	Label	Question
2	Culture and structure	1	Evidence	Evidence is used to make decis
3	Culture and structure	2	Learning	There's a culture of research a
4	Culture and structure	3	Best practice	The organisation does not see
5	Culture and structure	4	Responsive	Services are delivered in respo
6	Culture and structure	5	Silos	There is a limited amount of d
7	Culture and structure	6	Collaborative	Technical and service teams w
8	Leadership and strategy	7	Senior managers	Senior managers are actively i
9	Leadership and strategy	8	Oversight	There is no clear organisational
10	Leadership and strategy	9	Councillors	Councillors make decisions inf
11	Leadership and strategy	10	Strategy	There is no formal data strate
12	Leadership and strategy	11	Scope	Strategy about data recognise
13	Leadership and strategy	12	Ecosystem	There is an understanding of h
14	Plan and design	13	Planning	No planning of data projects is
15	Plan and design	14	Discovery	Data that is already held by the
16	Plan and design	15	Requirements	User requirements are translat
17	Plan and design	16	Standards	All data products, projects and
18	Plan and design	17	Accountability	There are clear lines of accoun
19	Plan and design	18	Stakeholders	There is a process to identify c
20	Collect or acquire, and ingest	19	Access	Teams can easily get access to
21	Collect or acquire, and ingest	20	Knowledge	There is detailed knowledge o
22	Collect or acquire, and ingest	21	Catalogues	The organisation's data is cata
23	Collect or acquire, and ingest	22	Minimisation	New data collections or acqui
24	Prepare, store and maintain	23	Quality	The wider organisation can rel
25	Prepare, store and maintain	24	Integration	Data can be easily integrated a
26	Prepare, store and maintain	25	Understanding	Specialists within the organisa
27	Prepare, store and maintain	26	Skills	There is no recognition of the
28	Use and process	27	Use	Teams across the organisation
29	Use and process	28	Approaches	As well as using descriptive, di

PDF: <https://e-sd.org/2WJmj/>

CSV: <https://datamaturity.esd.org.uk/questions.csv>

Interactive assessment tool

Culture and structure: Evidence

To what extent do you agree or disagree with the statement, in relation to your organisation?

Evidence is used to make decisions and the organisation changes and adapts based on evidence.

Strongly
disagree

Tend to
disagree

Neither agree
nor disagree

Tend to agree

Strongly
agree

Or pick from one of these options:

I don't know

I don't understand the question

Previous

Next

<https://datamaturity.esd.org.uk/questions>



Assessment results – overall

Your score



Organisations at this level of data maturity typically have these characteristics:

- These organisations are developing their capacity and capabilities in terms of data.
- There is a developing culture that supports the use of data, but services are mostly delivered according to existing practice rather than evidence of the needs of local people.
- There is some senior leadership commitment to the use of data.
- The use of data is consistent with standard practices.
- There is some investment in systems and tools for data.
- These organisations have reasonable levels of skills and capabilities in relation to data.
- The organisation is compliant with statutory data governance responsibilities, holding data securely and aware of risks and cyber security issues.
- It has basic data engagement arrangements in place.

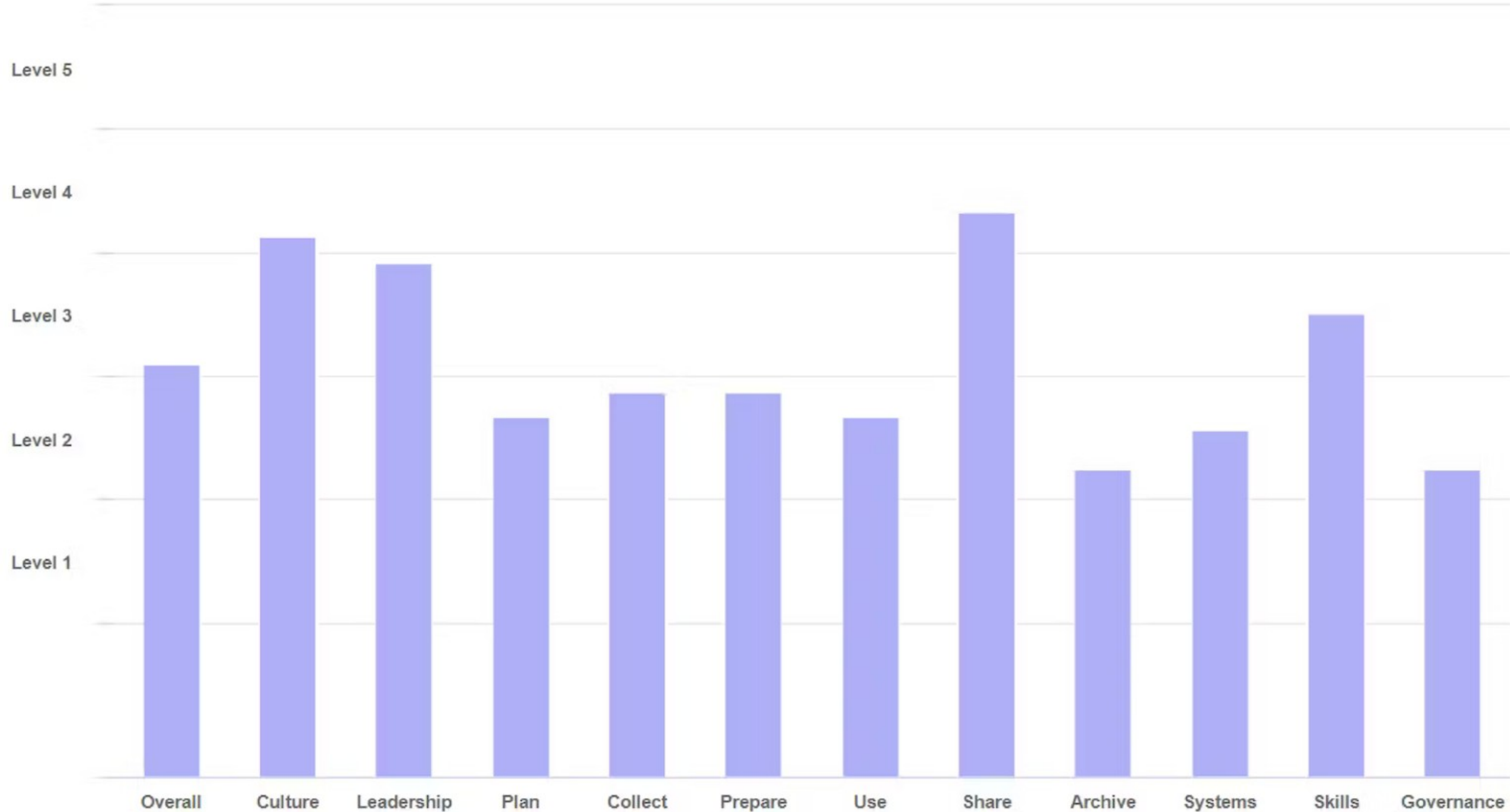
<p>1 - 1.8 Level 1 Organisations that have poor and inconsistent practices around data.</p>	<p>2.6 - 3.4 Level 3 Organisations that are developing their capacity and capabilities in terms of data.</p>	<p>4.2 - 5 Level 5 Organisations that innovate in terms of techniques and approaches and are considered leaders amongst their peers.</p>
<p>1.8 - 2.6 Level 2 Organisations that are beginning their journey in terms of working with data.</p>	<p>3.4 - 4.2 Level 4 Organisations that exhibit good practice and use industry standard approaches.</p>	

For details about scoring method, see <https://e-sd.org/164RT/>



Assessment results – by theme

Maturity level by theme



Conclusion

The hope is that listening to and engaging with this presentation has allowed you to see similarities between your own organization's data maturity and other similar organizations. To understand the problem, stakeholders should have a common agreement of the future goal state of data maturity and identify the hurdles to effective data use. The tool we identified is a zero-cost resource to gather input from multiple sources within an organization, provide an overall report and showcase areas where a team could identify a point to start.



Adam Porr

- aporr@morpc.org

Kristen Gillenwater

- kristen.gillenwater@westerville.org

Thank You