



MID-OHIO REGIONAL  
**MORPC**  
PLANNING COMMISSION

111 Liberty Street, Suite 100  
Columbus, Ohio 43215  
morpc.org

T. 614. 228.2663  
TTY. 1.800.750.0750  
info@morpc.org

**NOTICE OF A MEETING  
SUSTAINABILITY ADVISORY COMMITTEE  
MID-OHIO REGIONAL PLANNING COMMISSION**

**REMOTE MEETING**

**April 21, 2021, 2:30 pm – 4:00 pm**

**AGENDA**

- 2:30 – 2:45 pm**     [Welcome](#) and MORPC Updates– *Jim Schimmer, Chair and Ben Kessler, Vice Chair*
- 2:45 – 3:00 pm**     [Policy Update](#) – *Joe Garrity, MORPC*
- 3:00 – 3:30 pm**     **Regional Sustainability Agenda** – *Brandi Whetstone, MORPC and Justin Milam, RSA Sub-committee Chair*
- 3:30 – 3:50 pm**     **Working Group/Board Updates**
- **Energy & Air Quality Working Group:** *Matt Stephens-Rich*
  - **Central Ohio Greenways Board:** *Letty Schamp*
  - **Sustainable2050:** *Brandi Whetstone*
  - **Sustaining Scioto Board:** *Kristin Atha*
- 3:50 – 4:00 pm**     **New Business and Roundtable Updates**
- 4:00 pm**             **Adjourn**

**Please notify Lynn Kaufman at 614-233-4189 or [LKaufman@morpc.org](mailto:LKaufman@morpc.org) to confirm your attendance for this meeting or if you require special assistance.**

**The next Sustainability Advisory Committee Meeting  
will be on June 16, 2021, 2:30 pm  
This will be a remote meeting. Details will follow.**

## Mid-Ohio Regional Planning Commission

### Remote Meeting

### Sustainability Advisory Committee Meeting Notes

---

April 21, 2021, 2:30 pm

#### Members Present

Kristen Atha, AECOM	Commissioner Christiane Schmenk, Union County
Kate Bartter, OSU Sustainability Institute	Megha Sinha, NBBJ
Vice-Chair Mayor Ben Kessler, City of Bexley	Matt Stephens-Rich, The Electrification Coalition
Justin Milam, City of Upper Arlington	Eric Walli, Honda North America, Inc.
Letty Schamp, City of Hilliard	Mayor Christie Ward, Village of Lockbourne
Chair Jim Schimmer, Franklin County Economic Development & Planning	

#### Public Present

Andy Shifflette, Kegler, Brown, Hill & Ritter	Steve Tugend, Kegler, Brown, Hill & Ritter
---	--

#### MORPC Staff Present

Kerstin Carr	Lynn Kaufman	Bevan Schneck	Brandi Whetstone
Jon-Paul d'Aversa	William Murdock	Edwina Teye	Brooke White

#### **Called to Order at 2:31 pm.**

#### **Welcome and MORPC Updates**

MORPC Reopening Update & Partnership with OSU/Easton – *William Murdock*

Click [here](#) for the presentation.

#### Staff Change – Kerstin Carr

Kerstin Carr announced that Jon-Paul d'Aversa, Senior Energy Planner, will be leaving MORPC on May 7. Jon-Paul helped to conduct the Franklin County Energy Study, developed the Local Energy Partnership and Benchmarking Program, produced Solar Week in February 2021, and was instrumental in MORPC receiving its SolSmart designation. Jon-Paul will be missed.

#### **Policy Update – Steve Tugend, Kegler, Brown, Hill & Ritter**

Click [here](#) for the presentation.

#### **Regional Sustainability Agenda –**

*Brandi Whetstone and Justin Milam, Regional Sustainability Agenda Subcommittee Chair*

Member Milam reported that the Regional Sustainability Agenda (RSA) Subcommittee met on April 15, and unanimously agreed to forward the RSA to the Sustainability Advisory Committee (SAC) for review and approval.

Brandi Whetstone reminded the Committee of the process used by the RSA Subcommittee to gather input for the RSA:

- Members and Staff conducted the Sustainable2050 member survey & interviews,
- MORPC Staff held a workshop focused on equity considerations,

- Members and Staff proposed and vetted goals, objectives, and strategies,
- Staff conducted a regional stakeholder survey,
- Members and Staff held a regional stakeholder presentation.

The metrics of the RSA were revised to ensure that they will be relevant, meaningful, and intelligible. This requires that the sources of the data be consistent, comparable, timely, statistically sound, and sensitive.

The RSA will be created in a pdf format to encourage online use. Targets for the RSA will be presented to SAC for approval in September, and will be updated online by Staff.

The Equity Resource Document created by Dr. Jason Reece, OSU will also be available online and will be linked to the RSA. That document will include:

- Examples of peer (best practice) data tools to analyze equity elements,
- Strategies and best practices to foster robust engagement with equity communities,
- Examples of best practices (in planning and policy to support equity in sustainability),
- Inventory of additional resource tools (data, best practices).

Brandi and Member Milam presented Goals 1-4 to the Committee for discussion.

#### SAC Member Comments:

Members Barter and Schmenk recommended revision of Objective 2.5 “Reduce the conversion rate of nationally significant farmland” to reflect the general reduction in the rate of farmland conversion. Nationally Significant Farmland is a term used by the American Farmland Trust and is an index used to identify farmland.

Members discussed revising Objective 3.1 “Improve transportation safety for all residents” to reflect safety in mobility. Members agreed that Objective 3.1 should be “Improve transportation and mobility safety for all residents”

Member Schmenk moved to approve moving the Regional Sustainability Agenda to the Commission for adoption, Member Stephens-Rich seconded the motion, motion carried.

#### **Working Group/Board Updates**

##### Energy & Air Quality Working Group -- Matt Stephens-Rich

The Energy & Air Quality Working Group met March 23 with a featured presentation from Cynthia Maves of Lordstown Motors Corporation. The Working Group is considering some new subgroup topics.

##### Central Ohio Greenways Board -- Letty Schamp

The Central Ohio Greenways Board met on March 17, and welcomed new Board Member Ariunaa Bayanjargal. The Board heard updates from ULI partner, Alicia Gaston on the Rapid 5 Initiative. The Initiative is a visioning effort to reimagine how the river corridors integrate into neighborhoods and other regional destinations. The visioning process will be conducted by five local landscape architecture firms and will kick off very soon.

##### Sustainable2050 -- Brandi Whetstone

Attendees of the Q1 Sustainable2050 meeting were introduced to two exciting new energy initiatives in Central Ohio: SWACO's Carbon Emissions Management Plan and a solar facility led in

partnership with BQ Energy. MORPC staff announced some new resources for Sustainable2050 members, including an updated and more robust program webpage and an opportunity to receive technical assistance from Ohio State University's Sustainability Studio.

Sustaining Scioto Board -- *Kristin Atha*

The Board met in February with a featured presentation from Danny Johnson of the Atlanta Regional Council. The Board discussed opportunities for supporting creation of updated precipitation frequency data for water infrastructure planning in the face of changing precipitation trends under climate change. The Board is planning a forum on May 11th to educate and consider multiple solutions to obtaining this data.

Agricultural and Rural Communities Outreach Team

The Team met in March to discuss its social science survey objective to gather data and relevant information from key rural and agricultural stakeholders in the Upper Scioto watershed.

**Adjourned at 3:58 pm.**

# SUSTAINABILITY ADVISORY COMMITTEE MEETING

April 21, 2021



MID-OHIO REGIONAL  
**MORPC**  
PLANNING COMMISSION



# POLICY UPDATE



MORPC



**Joe Garrity, MORPC**

# 2021-2025 REGIONAL SUSTAINABILITY AGENDA

Brandi Whetstone  
Justin Milam



MID-OHIO REGIONAL  
**MORPC**  
PLANNING COMMISSION

# AGENDA



MORPC

- ✓ Review process for updating the RSA
- ✓ Review proposed RSA format
- ✓ Components of Equity Resource Guide
- ✓ Present RSA goals and objectives
- ✓ Vote – SAC approval and recommendation to move RSA to MORPC Commission for adoption
- ✓ Next steps





# RSA SUB-COMMITTEE



MORPC

Chair: Justin Milam, City of Upper Arlington

Vice-Chair: Alex Slaymaker, Smart Columbus

## Membership:

- Emerald Hernandez, City of Columbus Department of Neighborhoods
- Kyle O'Keefe, SWACO
- Nick Plouck, City of Dublin
- James Mako, Fairfield Regional Planning Commission
- Jennie McAdams, Franklin County Public Health
- Basar Ozbilen, Ohio State University
- Dan Sowry, Ohio EPA
- Eric Walli, Honda North America



# PROCESS



MORPC

- ☒ Vision and principles
- ☒ Sustainable2050 member survey & interviews
- ☒ Workshop focused on equity considerations
- ☒ Propose and vet goals, objectives, strategies
- ☒ Regional stakeholder survey
- ☒ Regional stakeholder presentation
- ☒ Sub-committee review and approval



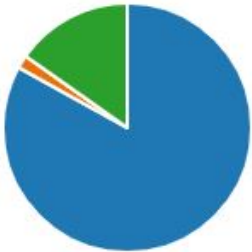
## Overview

- Wide distribution to members, diverse regional partners, and the public
- 59 responses
- Between 80-90% agreed that the goals and the objectives would benefit all communities
- 52% provide services or programming for low-income or minority populations.
- Several comments about equity and inclusion

3. Do you feel that this goal will benefit all communities in central Ohio?

[More Details](#)

 Insights



28. In your professional work, do you provide services or programming for low-income or minority populations?

[More Details](#)

 Insights



# RSA SURVEY QUOTES




"I am a social worker and many of my clients have asthma, COPD, and other respiratory illnesses. This has made them more vulnerable during COVID, prevents them from engaging in outdoor activities during poor air quality alerts in the summer, and creates further financial inequities due to our costly healthcare system. The more we improve the air the better physical, mental, and economic health my clients on the South Side of Columbus will have."



"Reducing energy consumption is a good business practice, infrastructure improvements benefit communities and enable better travel, and the stated goal includes all sectors of built environment."




"Climate change is a universal concern and if addressed properly, especially in regard to equity planning, then it will be an "all sides win" situation."



"Our county has a strong presence in agriculture, and we would like to see the land conversion rate decreased by creative housing strategies and other development efforts. We also know that our residents want natural amenities like clean rivers for kayaking, etc."



# RSA SURVEY QUOTES



“The city of Columbus, in an effort to reduce municipal solid waste, instituted a recycling program. However, people who live in apartments are not eligible for this city service. Low income people are less likely to own a car and have less ability to haul their own recycling, so many of these people simply do not recycle. The city of Columbus made it easier for the population already more likely to recycle instead of reducing barriers for the marginalized. So, according to Columbus, conservation is for the privileged. I would like to know how you intend to achieve these goals in an equitable fashion...?”



“It is really important to consider lower income and communities of color when planning new infrastructure. Especially in terms of transportation, these people are most exposed to poor quality as a result of living near highways, etc., and have the least access to reliable public transportation. I would like to see new transportation infrastructure before anything else, because people will benefit from this endeavor the most.”



“Many of my clients do not feels safe/comfortable using COTA. In the South and West sides were I primarily work there are often no benches/covering which decrease accessibility at bus stops. Bus routes are not intuitive. Women, LGBTQIA folks, and those that don't speak English feel vulnerable to violence and harassment at our bus stops. Taking the bus may take 45 minutes to get somewhere that would take 7 minutes by car. This all matters. I would love to see all bus stops have benches, coverings, smart technology for bus routes with multiple translation, express bus lanes to increase speed, and other designs implementations to increase public safety.”



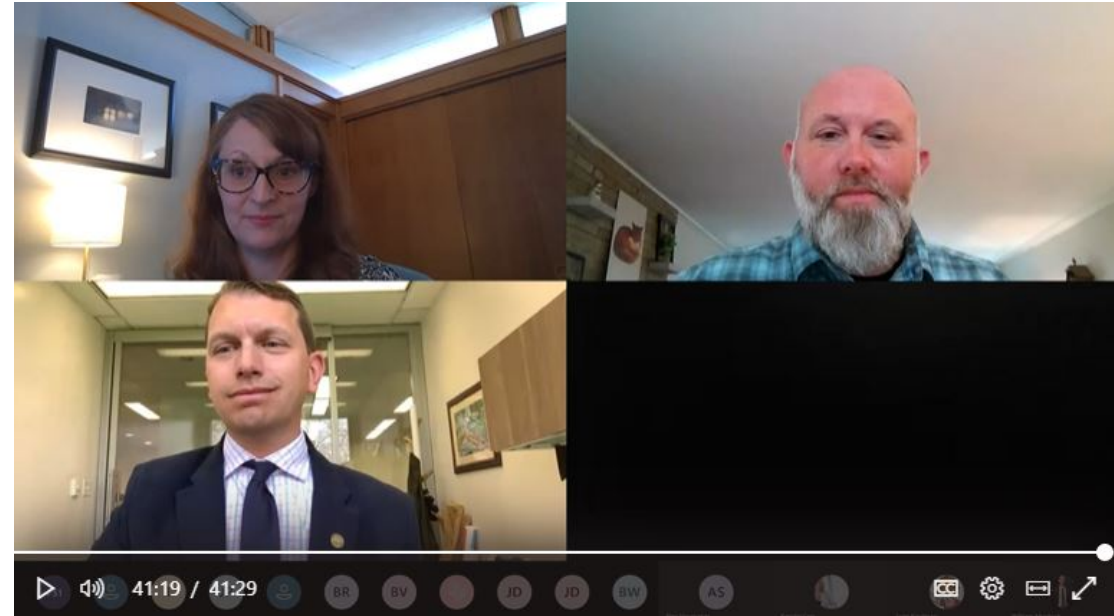
“Given our diverse geography (rural, urban, suburban) - this goal ensures the future of the region is mindful of the diverse needs of our diverse communities. Additionally, housing is not just an urban or Columbus problem - it needs to be addressed throughout all our jurisdictions, including those communities that have been exclusive thus far.”

# LUNCH AND LEARN



## Overview

- Over 80 attendees
- Diverse partners represented
- Review of the RSA, it's role in regional sustainability programs, process for updates, and proposed goals and objectives.



# IDENTIFYING METRICS & DATA SOURCES



MORPC

ARE THE METRICS:

- **RELEVANT**
- **MEANINGFUL**
- **INTELLIGIBLE**

ARE THE METRICS / DATA SOURCES:

- **CONSISTENT**
- **COMPARABLE**
- **TIMELY**
- **STATISTICALLY SOUND**
- **SENSITIVE**

# PROPOSED FORMAT



- Executive summary –
  - Who we are, what we do, and about the agenda
  - Vision and guiding principles
  - Goals, objectives, targets
- Link to Equity Resources and Dashboard
- Table of strategies/actions

BROWSE TABLE OF ACTIONS		
COMMUNITY, COUNTY (HOUSING SUBMARKET)		
All, All (All)		
CORE HOUSING ISSUE	ACTION TYPE	
Barriers limiting access	Development Financing	Expand use of project-based vouchers
		Pilot a Dollar Home Program
	Information Access & Data Infrastructure	Build the capacity of non-profit developers
		Clarify & strengthen mechanisms for fair housing enforcement
		Establish accountability mechanisms to ensure that tools/programs are delivering promised outcomes
		Launch a housing education and outreach campaign
	Innovative Partnerships	Launch landlord recruitment and retention efforts for Housing Choice Vouchers (HCVs)
		Make it easier for households in need to find and apply for subsidized housing and services
		Offer homeownership education and counseling
		Build the capacity of non-profit developers
	Non-Land Use Housing Policies & Processes	Create a landlord mitigation fund
		Facilitate regular peer learning and coordination among jurisdictions on key housing issues
		Pilot a Dollar Home Program
		Adhere to and encourage stronger non-discriminatory lending practices to increase financial services to minority and
		Adjust voucher payment standards to account for variation in submarket rental prices
		Enact source of income protection laws
		Expand fair housing laws
		Offer renter education and counseling
		Remove barriers to development with green tape development review
		Revise land use standards to encourage small lot development
		Adhere to and encourage stronger non-discriminatory lending practices to increase financial services to minority and low-and moderate-in-
		Adjust voucher payment standards to account for variation in submarket rental prices

GOAL 1		
Reduce per capita ENERGY CONSUMPTION and promote alternative fuel resources to increase affordability and resilience of regional energy supplies.		
OBJECTIVE	2020 TARGET	
1.1	Reduce vehicle miles traveled (VMT).	9,200 VMT per capita (5% reduction)
1.2	Reduce the percentage of commuters driving alone and increase the percentage of commuters riding transit, biking, or walking.	80% of commuters drive alone; 6% of commuters ride transit, bike, or walk
1.3	Increase the percentage of vehicles using alternative fuels.	XX% of registered vehicles use alternative fuels (data and methodology under development)
1.4	Increase the number of trail miles traveled annually.	13 million Central Ohio Greenway trail miles traveled annually
1.5	Increase the number of alternative fuel stations.	220 alternative fuel stations (50% increase)
1.6	Reduce per capita energy consumption across all sectors.	50% reduction in the gap of per capita total energy consumption between Central Ohio and U.S.
1.7	Increase the number of local renewable energy projects and generating capacity.	576 certified renewable energy facilities with 89.4 megawatts of total generating capacity (25% increase)
GOAL 2		
Protect NATURAL RESOURCES and mitigate infrastructure vulnerabilities to maintain a healthy ecosystem and community.		
OBJECTIVE	2020 TARGET	
2.1	Reduce emissions to meet federal air quality standards.	Ozone attainment, PM2.5 attainment
2.2	Increase the number of people receiving air quality information and education.	10% increase in number of people receiving a combination of Air Quality Alerts, Air Quality Alert highway sign exposure, and media marketing exposure
2.3	Reduce the amount of municipal solid waste per capita disposed in the landfill.	4 pounds of waste produced per person per day (6% reduction)
2.4	Minimize greenfield development and promote infill and redevelopment.	50% of development occurred inside the urban area between 2010 and 2020
2.5	Reduce per capita water consumption.	5% reduction in gallons of water per capita consumed
2.6	Improve water quality in the Upper Scioto Watershed.	85% of Upper Scioto sampling sites are in attainment
GOAL 3		
Position Central Ohio to attract and retain ECONOMIC OPPORTUNITY to prosper as a region and compete globally through sustainable practices and solutions.		
OBJECTIVE	2020 TARGET	
3.1	Increase the number of businesses in Central Ohio with established sustainability policies and practices.	20% increase in the number of GreenSpot businesses
3.2	Increase the number of adopted institutional purchasing policies that support the purchase of local food.	XX% increase in adopted institutional food purchasing policies (data and methodology under development)
GOAL 4		
Create SUSTAINABLE NEIGHBORHOODS to improve residents' quality of life.		
OBJECTIVE	2020 TARGET	
4.1	Encourage MORPC member communities to adopt complete streets policies or policies that contain those elements.	45% of MORPC member communities have adopted complete streets policies or policies that contain those elements
4.2	Target infrastructure development to serve a higher number of people and jobs, and increase sidewalk coverage of arterials and collectors.	5 people + jobs per acre are within 3/4 mile of arterials; 40% of arterials and collectors have sidewalks
4.3	Reduce the number of fatalities and serious injuries from crashes.	0.63 fatalities per 100 million VMT; 5.83 serious injuries per 100 million VMT; 10% reduction in non-motorized fatalities and serious injuries
4.4	Target transit and bikeway infrastructure development to serve a higher number of people.	72% of population live within 3/4 mile of a transit stop; 72% of population live within 3/4 mile of a bikeway
4.5	Increase the annual number of income eligible households receiving free weatherization and safety-related home repairs.	5% increase in the number of households served
4.6	Increase the number of Central Ohio Greenways trail miles.	Build 20 additional miles of Regional Greenways Trails
GOAL 5		
Increase regional COLLABORATION and educational opportunities to advance innovative sustainability solutions.		
OBJECTIVE	2020 TARGET	
5.1	Establish the annual Summit on Sustainability as a premiere environmental conference through high participation and visibility.	Increase attendance by 10% annually
5.2	Increase number of local governments committed to sustainability.	100% of MORPC members are committed to sustainability



# EQUITY RESOURCE DOCUMENT COMPONENTS



MORPC



EXAMPLES OF PEER (BEST PRACTICE) DATA TOOLS TO ANALYZE EQUITY ELEMENTS



STRATEGIES AND BEST PRACTICES TO FOSTER ROBUST ENGAGEMENT WITH EQUITY COMMUNITIES



EXAMPLES OF BEST PRACTICES (IN PLANNING AND POLICY TO SUPPORT EQUITY IN SUSTAINABILITY)



INVENTORY OF ADDITIONAL RESOURCE TOOLS (DATA, BEST PRACTICES)

**GOAL 1: Improve air quality and reduce climate change impacts to protect public health and the environment.**

Objectives	Strategies
1.1 Reduce per capita vehicle miles traveled.	a. Create development practices and regulations that reduce the need for vehicle travel. Examples include encouraging mixed-use development, increased density, and shared or reduced parking among neighboring businesses.
	b. Adopt a Complete Streets policy.
	c. Prioritize proximity to transit stops, multi-use paths, and sidewalks in site selection decisions. Examples include siting within a quarter-mile of a transit stop.
	d. Promote and participate in Gohio Commute or other programs to encourage mode-shift among commuters.
	e. Provide workplace incentives to encourage the use of sustainable modes of transportation including transit, biking, walking, and ridesharing.
	f. Create a telecommuting policy that supports diverse workplace and employee needs.
1.2 Increase alternative fuel vehicles and infrastructure.	a. Achieve Green Fleet Certification through Clean Fuels Ohio.
	b. Create an alternative fuel vehicle fleet policy and/or replace gas powered vehicles with alternative fuel and electric vehicles.
	c. Leverage collective buying power to accelerate conversion of fleets.
	d. Develop incentives to encourage the public to use alternative fuel vehicles and infrastructure.
	e. Install widespread public charging and alternative fuel stations to support EV and alternative fuel vehicle use in all neighborhoods.
	f. Collaborate on a regional approach for EV infrastructure planning with priority for equitable distribution.
1.3 Reduce per capita energy consumption across all sectors.	a. Complete energy audit(s) to identify energy saving opportunities.
	b. Implement energy efficient improvements in buildings, facilities, and fleets.
	c. Promote PACE (Property Assessed Clean Energy) and other tools to support energy efficiency and clean energy improvements.
	d. Conduct education and outreach to encourage energy efficient improvements and practices.
	e. Create and/or participate in behavior-change programs that reduce energy consumption.
	f. Engage minority, disadvantaged, small, and women-owned businesses to address energy needs.
	g. Benchmark energy use in buildings to manage and track energy performance and to inform energy plans/investments.
	h. Prioritize energy performance and sustainability in the design and construction of existing and new builds.
1.4 Increase local renewable energy generating capacity.	a. Update local codes, zoning, and permitting processes to encourage local renewable energy generation.
	b. Install solar systems on properties and facilities.
	c. Establish a clean energy procurement program for your organization or community.
	d. Support community solar and other programs to provide renewable energy opportunities and associated jobs in low-to-moderate income communities.
	e. Achieve SolSmart designation to encourage solar development.
1.5 Reduce regional greenhouse gas emissions.	a. Conduct a greenhouse gas (GHG) inventory in order to establish a baseline and track emissions.
	b. Create and/or implement a plan that includes GHG emission goals and strategies for meeting the goals.
	c. Implement inclusive outreach and engagement strategies that encourage input from marginalized communities to shape beneficial solutions.
	d. Implement programs that target greenhouse gas emissions from municipal/organizational sources as well as community sources. (using any of the above strategies that reduce emissions from transportation and building energy)
1.6 Increase the number of days with good air quality.	a. Implement programs that reduce VMT and single occupant vehicle travel by focusing on sustainable modes and mode-shift.
	b. Implement/support low-cost air quality monitors at the neighborhood level to collect pollution data, and identify where the disparities occur in order to target local solutions for improving air quality.
	c. Adopt an Idle-Free vehicle policy.
	d. Replace gas-powered lawn equipment with battery and electric powered equipment.
	e. Establish an Air Quality Alert day action plan to minimize emissions when high pollution days are forecasted. Strategies include refuel in the morning or after dark, refrain from using gas powered lawn equipment, no vehicle idling, maintain proper tire pressure in vehicles.
	f. Establish a communication or outreach process to inform staff and partners about air quality forecasts and Alerts, and encourage strategies to reduce pollution.

**New GOAL 2: Protect and preserve natural resources to support a healthy and resilient region.**

Objectives	Strategies
2.1 Reduce the amount of municipal solid waste per capita disposed in the landfill.	a. Implement community-wide curbside recycling.
	b. Promote food waste prevention, and implement food waste rescue and composting programs.
	c. Implement public outreach and education to support waste prevention and diversion activities. Examples include Recycle Right and Save More than
	d. Create a zero waste policy for events and provide supporting resources.
	e. Support re-use or donation of items, such as computers, with priority for donations going to organizations serving low-income residents.
	f. Develop policies that require new commercial construction projects to allocate space for recycling collection containers.
	g. Develop a community materials management plan to set waste reduction and diversion goals.
	h. Establish a procurement policy or guidance to encourage products made from recycled, biodegradable, and compostable materials.
	i. Implement waste reduction and diversion practices in all facilities.
2.2 Reduce per capita water consumption.	a. Update water fixtures, toilets, and appliances with water efficient models. (look for WaterSense labeling)
	b. Monitor for and repair water leaks in buildings and more broadly in water infrastructure.
	c. Implement education and outreach programs across diverse audiences to encourage behavior changes that reduce water consumption and save
	d. Target incentives and resources toward low-income households to aid in reducing water consumption and bills. (such as free low-flow showerheads, etc)
	e. Install rain barrels or other best practices to recycle rain water and promote available programs to encourage community participation.
2.3 Improve water quality in central Ohio watersheds.	a. Utilize green infrastructure (GI) best practices to reduce flooding and stormwater pollution. Examples include rain gardens, bioswales, permeable pavement, and vegetated buffers.
	b. Preserve stream corridors, flood plains, wetlands, and native buffers along waterways.
	c. Utilize organic alternatives for pest and weed control.
	d. Plant native trees, shrubs, and perennials.
	e. Host/participate in activities such as river clean-ups, invasive plant removal, storm drain labeling, or other community activities that improve local waterways.
	f. Prioritize implementation of water quality improvements to benefit all neighborhoods especially in underserved areas. Activities may include siting green infrastructure, plantings, river-clean up locations, educational outreach, and areas with consistent home septic treatment system failures.
	g. Implement pollution prevention strategies to reduce polluted runoff from all operations and train staff. Examples include frequent cleaning of catch basins, reduce/eliminate street salt, and clean outdoor areas with broom instead of hose.
	h. Collaborate with communities and stakeholders across the region to support comprehensive water quality monitoring and increased data resources to better target solutions.
	i. Participate in programs and partnerships to support best management practices that reduce pollution from agricultural runoff. Examples may include partnerships with OSU county extension agents, U.S. Department of Agriculture, or American Farmland Trust.

2.4 Increase the amount of land devoted to natural areas and ecosystem services.	a. Utilize and/or promote federal, state, and local programs that fund preservation.
	b. Establish a tree canopy policy or plan for protecting, maintaining, and expanding the local tree canopy on public and private property.
	c. Prioritize protection and/or restoration of natural areas in underserved communities and areas lacking green space in order to create equitable environmental benefits.
	d. Include natural resources and ecosystem preservation in local community plans, policies, and practices.
	e. Create/maintain pollinator and wildlife habitat where feasible in public spaces and/or on managed properties.
2.5 Reduce the conversion rate of nationally significant farmland.	a. Include strategies to support agriculture and food production in community and comprehensive plans.
	b. Utilize a balanced and strategic approach for development, with priority areas identified for conservation, development and agriculture in community
	c. Support local food through institutional purchasing, farmer's markets, etc.
	d. Utilize conservation easements, agricultural protection zones, and other tools to protect valuable agricultural assets.
	e. Target financial tools to incentivize farmland preservation.



**GOAL 3: Improve quality of life for all residents by creating sustainable and equitable communities.**

**Objectives**

**Strategies**

3.1 Improve transportation safety for all residents.

- a. Implement infrastructure projects that improve safety along the high injury network and/or at high crash locations.
- b. Commit to Vision Zero strategies with a "safe system" approach to eliminate traffic fatalities and serious injuries.
- c. Prioritize safety improvements in underserved neighborhoods where higher rates of fatalities and injuries occur.
- d. Conduct education and outreach across diverse audiences about distracted driving.

3.2 Prioritize infrastructure development which supports multi-modal transportation options for all users.

- a. Establish processes or policies that prioritize filling gaps in sidewalk coverage and cross-walks.
- b. Establish processes or policies that prioritize transit and bikeway infrastructure access.
- c. Establish connections between pedestrian, bicycle, and transit infrastructure.
- d. Expand and create a low-stress network for non-motorists to improve the user level of comfort.
- e. Prioritize investments in areas where there are disparities in sidewalk coverage and areas underserved by a multi-modal transportation system.
- f. Implement/support initiatives that enhance mobility options for seniors and people with disabilities.

3.3 Increase access to parks and regional trails.

- a. Adopt a multi-use trail plan and ensure implementation of and access to the Regional Trail Vision.
- b. Prioritize infrastructure investments to construct trail network segments, and close gaps in the trail network to increase trail miles, connectivity, and accessibility.
- c. Increase safety and accessibility of routes to parks and trails.
- d. Prioritize trail and trail access investments in accordance with the Regional Trail Prioritization.
- e. Include park land acquisition in community plans and budgets, and prioritize areas where there are gaps in parks/trails access.
- f. Implement inclusive public engagement and outreach to reflect the needs of the residents in park design.

3.4 Reduce household energy cost burden.

- a. Promote and increase participation in available utility energy efficiency programs, including free programs for income-qualified households such as the Columbia Gas of Ohio WarmChoice program.
- b. Target resources, tools, and outreach programs to address energy consumption in areas with unaffordable household energy burden.
- c. Collaborate on solar development and other initiatives to attract clean energy investments and jobs in underserved neighborhoods.

3.5 Reduce the rate of elevated blood lead levels among children.

- a. Encourage lead testing and educational programs to reduce lead exposure in underserved communities.
- b. Implement lead service line replacement.
- c. Implement or promote existing lead abatement and safety programs for housing.

**GOAL 4: Promote robust, inclusive, and sustainable growth and development.**

Objectives	Strategies
4.1 Increase the number of businesses with established sustainability policies and practices.	a. Promote and/or participate in GreenSpot, Smart Columbus Acceleration Program, or other sustainability-focused workplace programs.
	b. Support and promote businesses with sustainable practices, products, and services.
	c. Create sustainability programming and resources to support the needs of diverse businesses.
	d. Target tools and resources to advance sustainable practices or direct businesses to available tools and resources.
4.2 Maximize infill and redevelopment along existing infrastructure.	a. Include infill and redevelopment in zoning code and/or community plans.
	b. Use a fix-it-first strategy to maintain and repair existing infrastructure.
	c. Retrofit and preserve existing buildings, housing, and structures wherever possible.
	d. Update land-use policies and zoning codes to encourage mixed use development and density.
	e. Prioritize infrastructure investments in underserved communities with the greatest need.
4.3 Increase availability of affordable housing options near transit or job centers.	a. Develop a Local Housing Action Agenda based on the Regional Housing Strategy.
	b. Preserve existing affordable and naturally occurring affordable housing.
	c. Target financial tools and incentives toward development of housing to serve low-to-moderate income households
4.4 Increase employment in green jobs.	a. Promote and collaborate with workforce development programs that create job opportunities focused in underserved communities.
	b. Target tools and resources to support innovation and new green businesses.
	c. Create policies or guidelines to support environmentally-friendly purchasing and contracting.

# NEXT STEPS



MORPC

- May Commission adoption
- Design/format RSA
- RSA announcement and promotion

After adoption-

- Propose targets for the measurable objectives
- Create new Sustainable2050 workbook for certification

# HIGH FIVES TO THE RSA SUB-COMMITTEE!



MORPC





## **Jim Schimmer**

*Chair*

Sustainability Advisory Committee

[jrschimmer@franklincountyohio.gov](mailto:jrschimmer@franklincountyohio.gov)

## **Ben Kessler**

*Vice-Chair*

Sustainability Advisory Committee

[bkessler@bexley.org](mailto:bkessler@bexley.org)

## **Brandi Whetstone**

*Sustainability Officer*

Mid-Ohio Regional Planning Commission

[bwhetstone@morpc.org](mailto:bwhetstone@morpc.org)



MID-OHIO REGIONAL  
**MORPC**  
PLANNING COMMISSION





**Central Ohio Greenways Board (Chair: Letty Schamp)**

*Next meeting May 12, 2021*

The Central Ohio Greenways (COG) Board met on March 17, 2021 and welcomed new Board Member Ariunaa Bayanjargal. The Board heard updates from ULI partner, Alicia Gaston on the Rapid 5 Initiative. The Initiative is a visioning effort to reimagine how the river corridors integrate into neighborhoods and other regional destinations. The visioning process will be conducted by five local landscape architecture firms and will kick off in the Spring. The Board also heard updates from the four Working Groups.

Trail Development Working Group: The Group is exploring new trail count equipment. Representatives from Eco Counter joined the April 15 Working Group meeting to share details of their technology. The working Group will advise MORPC staff on the development of a trail count program recommendation that will include upgrading equipment. The Working Group will meet again on June 17.

Marketing & Communications Working Group: This Group will be working to develop a trail loop/event toolkit as well as developing a scope for a trail town program. The Working Group will meet again on April 27.

Operations & Access Working Group: The Group is focused on developing winter maintenance guidelines and scheduling a regional discussion on the topic. The Working Group will meet again on May 3.

Partnership Working Group: The Working Group is working with Econsult Solutions Inc. to complete an Impact of Trails Study. The Working Group will meet again on April 20.



**Energy & Air Quality Working Group (Chair: Matt Stephens-Rich)**

*Next meeting: May 25, 2021*

The Energy and Air Quality Working Group met on March 23<sup>rd</sup> with a featured presentation from Cynthia Maves of Lordstown Motors Corporation.

Air Quality Network Sensor Monitoring Subcommittee: The subcommittee continues to work with Ohio EPA to collocate low-cost PurpleAir monitors with an existing particulate matter monitor. Both MORPC and Franklin County Public Health project partners are performing public outreach for the project with presentations to Community Health Action Teams and City of Columbus neighborhood area commissions. This outreach increases awareness of the project and solicits opportunities for monitor siting from individuals, businesses and organizations.

The air quality monitoring project runs from January 2021 to May 2022 and includes siting the monitors, communication through public presentations, a website, data visualizations, establishing data handling protocols, and a final report. Zip codes for siting the monitors have been chosen based on sociodemographic as well as asthma and COVID-19 rate data. Sensor placement is prioritized in communities more vulnerable to air pollution exposure based on this data.

Solar Subcommittee: The application for MORPC to become a SolSmart Silver Regional Organization has been submitted, with an expected recognition by the end of April. The Subcommittee will seek input from the full working group for future tasks. The Subcommittee will meet again on June 3.

Diversity and Environmental Justice Subcommittee: The Subcommittee is currently seeking new members prior to developing a workplan for 2021 in order to ensure multiple perspectives are captured.

---



### **Sustainable2050**

*Next meeting: Friday, June 11, 2021*

Attendees of the Q1 Sustainable2050 meeting were introduced to two exciting new energy initiatives in Central Ohio: SWACO's Carbon Emissions Management Plan and a solar facility led in partnership with BQ Energy. MORPC staff announced some new resources for Sustainable2050 members, including an updated and more robust program webpage (<https://www.morpc.org/program-service/sustainable2050/>) and an opportunity to receive technical assistance from Ohio State University's Sustainability Studio.

If your community or agency is interested in participating in Sustainable2050 or earning its Tier Status, please contact Jennifer Noll, Principal Planner, for assistance at [jnoll@morpc.org](mailto:jnoll@morpc.org).

---



### **Sustaining Scioto Board**

*Next Meeting: April 28, 2021*

The Board met in February with a featured presentation from Danny Johnson of the Atlanta Regional Council. The Board also discussed opportunities for supporting creation of updated precipitation frequency data for water infrastructure planning in the face of changing precipitation trends under climate change. The Board is planning a forum on May 11<sup>th</sup> to educate and consider multiple solutions to obtaining this data.

Agricultural and Rural Communities Outreach Team: The Working Team had its March meeting to discuss the way forward for its social science survey objective to gather data and relevant information from key rural and agricultural stakeholders in the Upper Scioto watershed. The survey is geared towards developing outreach programs and building partnerships. The interviews are targeted for Soil and Water Conservation District Supervisors and Elected Officials of counties within the Scioto Watershed. Additionally, the Team will work with Delaware Soil and Water Conservation District to draft a brief interview guide to help with this process. Steps to finalize the interview questions as well as the counties to include in the study are now ongoing. The Team will meet again on May 20.

---

## **Regional Sustainability Agenda (RSA) Sub-committee (Chair: Justin Milam)**

The process for creating the 2021-2025 Regional Sustainability Agenda is wrapping up. The RSA Subcommittee held their final meeting on April 15, where recommendations were presented on metrics and data sources, and the Members approved the proposed RSA and recommended moving it forward to the Sustainability Advisory Committee for review and approval.

In March we conducted the stakeholder input and engagement process. A survey was circulated to collect broad input on the proposed goals and objectives, which received 59 responses. Responses showed that between 80-90% of respondents agreed the goals and objectives would benefit all communities. In addition, 52% of respondents stated that they provide services or programming to low-income or minority populations. This was an important perspective that we wanted to capture in the process. There were several comments in the survey about equity. More than 80 attended MORPC's virtual Lunch and Learn on April 7 to learn more about the RSA, the process for developing the RSA, and the proposed goals and objectives.

Once the Sustainability Advisory Committee provides their approval, the RSA will be forwarded to Commission for adoption in either May or June. We are working in a parallel process to develop an equity resource document to supplement the RSA, and to create a digestible format that will be available online. The next phase involves our Data & Mapping Team in the data acquisition and analysis, to propose targets for each of the objectives and vet them with the SAC later in the year. .