

Highest AQI Days  
For January 2021

65  
PM<sub>2.5</sub>

January 11  
New Albany

62  
PM<sub>2.5</sub>

January 12  
New Albany

59  
PM<sub>2.5</sub>

January 10, 13  
New Albany

55  
PM<sub>2.5</sub>

January 25  
New Albany

# Air Quality Summary | January 2021



MID-OHIO REGIONAL  
**MORPC**  
PLANNING COMMISSION

## Central Ohio

The Mid-Ohio Regional Planning Commission provides daily air quality forecasts and issues Air Quality Alerts to help you plan ahead and protect your health. For free Air Quality Alerts and more information please visit:

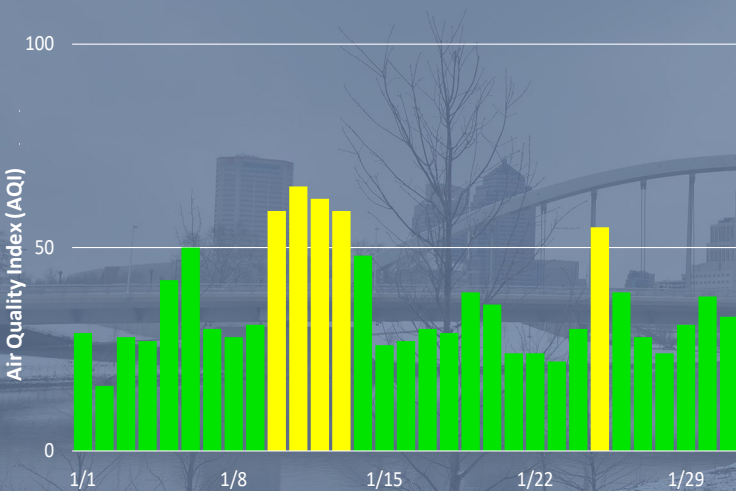
[www.morpc.org/airquality](http://www.morpc.org/airquality)

Air quality conditions in Columbus for January 2021 were similar to those observed in 2020 and slightly worse than in 2019. AQI levels observed in January 2021 were Good on 26 days and Moderate on 5 days. No Air Quality Alerts were issued during the month.

Most of the month's Moderate AQI days occurred between the 10th and 13th. During this period, light to moderate westerly to southwesterly winds gradually transported regional pollutants into central Ohio. In addition, mostly clear skies overnight, and morning temperatures around 20-25°F, generated strong temperature inversions that trapped pollutants near the ground, and fog each day enhanced particle formation. As a result, Moderate AQI levels were observed each day, with the month's peak AQI value of 65 occurring on the 11th at the New Albany monitoring site.

### Daily Maximum AQI for January 2021

In January 2021, AQI levels in the Columbus region were Good on 26 days and Moderate on 5 days. No Air Quality Alerts were issued during the month.



### Average Temperature

The average temperature in Columbus in January 2021 was 32.1°F, which is 2.5°F above normal.

32.1°F

January 2021

36.7°F

January 2020

### Average Precipitation

Columbus received 2.25 inches of precipitation in January 2021, which is 0.48 inches below normal.

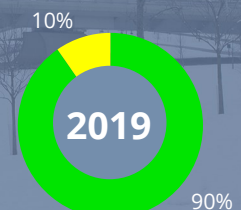
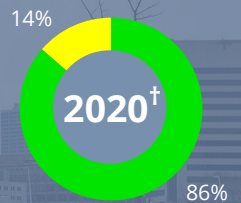
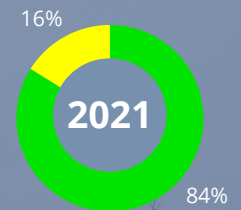
2.25 in

January 2021

4.37 in

January 2020

### Daily Maximum AQI for January by Category



<sup>†</sup>In January 2020, PM<sub>2.5</sub> readings were missing on 9 days.



0 Good 50 Moderate 100 Unhealthy For Sensitive Groups 150 Unhealthy 200 Very Unhealthy 300 Hazardous 500