

Appendix F: Freeway and City Street Safety (Tables A & B)

A. Freeway Crash Type by Severity

Crash Type	Fatal	Serious Injury	Minor Injury	Possible Injury	PDO	Total Crashes	% Total	Injury Rate
Rear End		3	57	106	372	538	61.7%	30.9%
Sideswipe - Passing	1		15	27	192	235	26.9%	18.3%
Fixed Object		1	10	7	51	69	7.9%	26.1%
Other Non-Collision		1		1	7	9	1.0%	22.2%
Other Object			1		5	6	0.7%	16.7%
Head On				1	2	3	0.3%	33.3%
Left Turn			1		2	3	0.3%	33.3%
Right Turn				2	1	3	0.3%	66.7%
Parked Vehicle			1		1	2	0.2%	50.0%
Overturning			2			2	0.2%	100.0%
Backing				1		1	0.1%	100.0%
Animal					1	1	0.1%	0.0%
Grand Total	1	5	87	145	634	872	100.0%	27.3%

PDO: Property Damage Only Crash

B. City Street Crash Type by Severity

Crash Type	Fatal	Serious Injury	Minor Injury	Possible Injury	PDO	Total Crashes	% Total	Injury Rate
Sideswipe - Passing			2	3	68	73	26.6%	6.8%
Rear End			4	7	45	56	20.4%	19.6%
Angle			9	3	33	45	16.4%	26.7%
Left Turn		1	1		23	25	9.1%	8.0%
Right Turn			2	1	16	19	6.9%	15.8%
Pedestrian	1	1	9	5		16	5.8%	100.0%
Backing			1		10	11	4.0%	9.1%
Parked Vehicle			1		10	11	4.0%	9.1%
Fixed Object					9	9	3.3%	0.0%
Pedalcycles			1	1	1	3	1.1%	66.7%
Head On				1	1	2	0.7%	50.0%
Other Non-Collision				1	1	2	0.7%	50.0%
Other Object					1	1	0.4%	0.0%
Sideswipe - Meeting					1	1	0.4%	0.0%
Grand Total	1	2	30	22	219	274	100.0%	20.1%

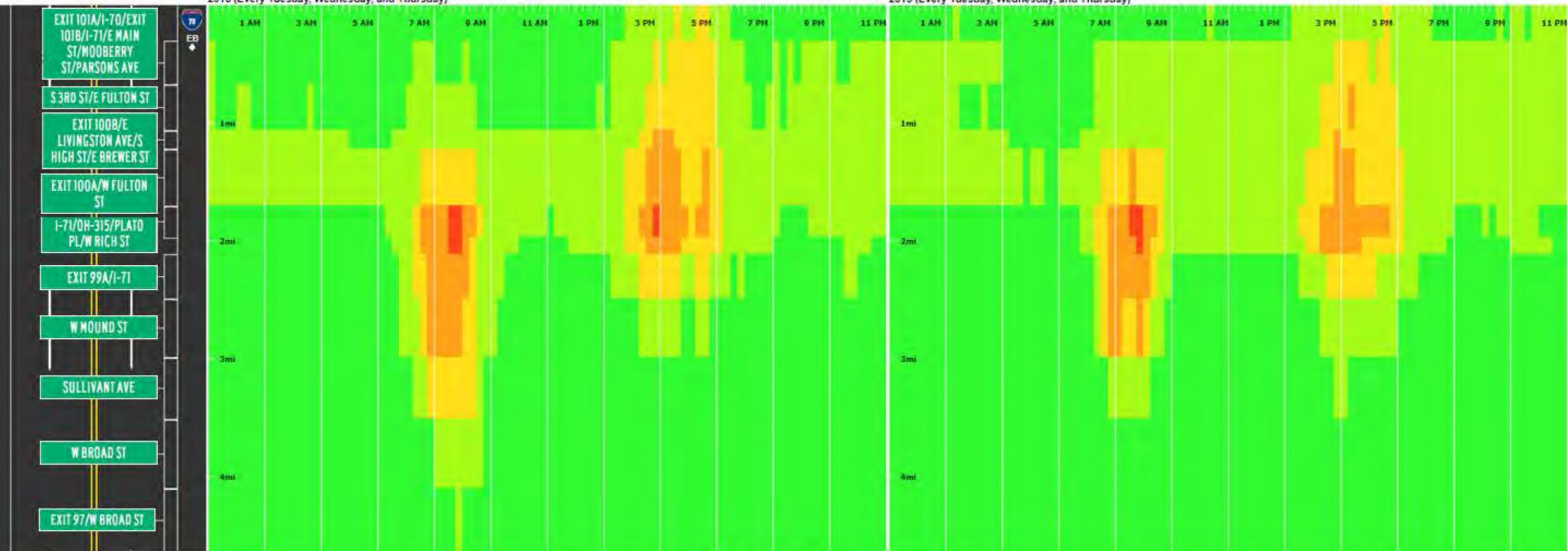
PDO: Property Damage Only Crash

Speed for I-70 bearing east between Exit 97/W Broad St and I-71 using INRIX data


Averaged by 15 minutes for 2018 (Every Tuesday, Wednesday, and Thursday) and 2019 (Every Tuesday, Wednesday, and Thursday)

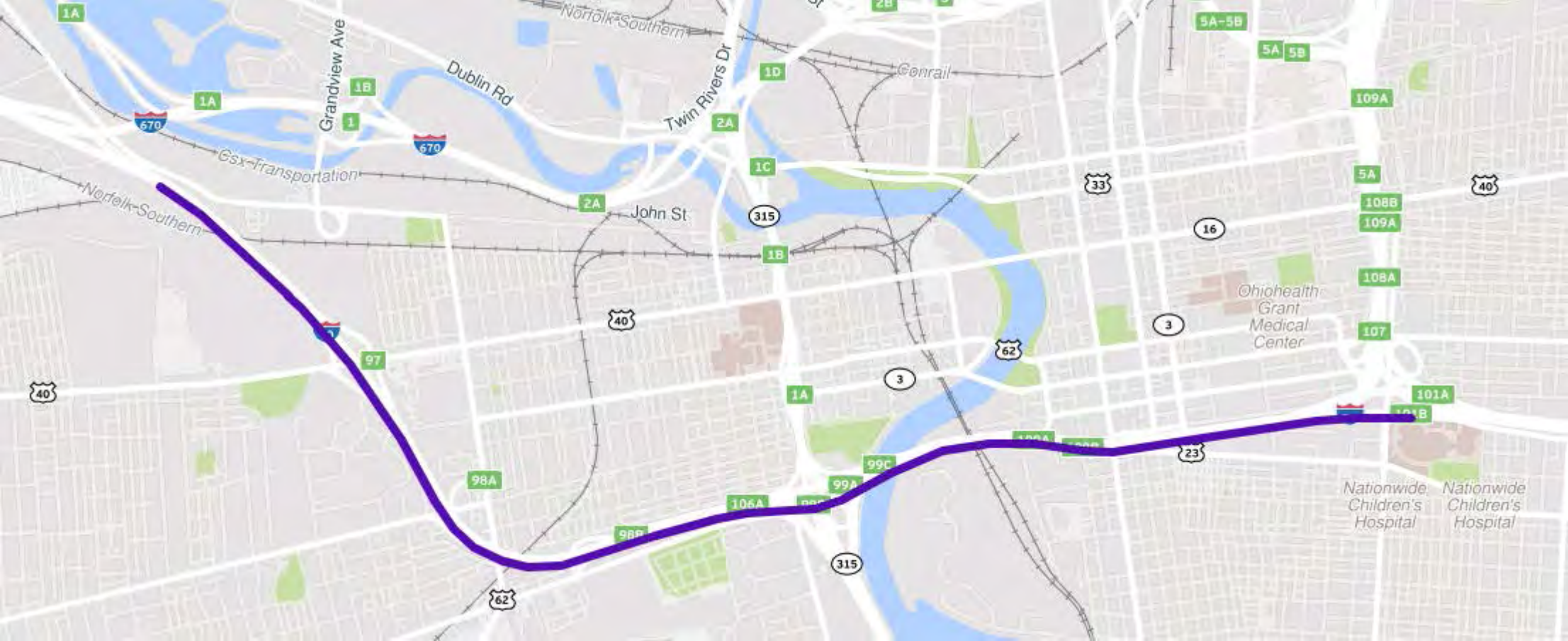
2018 (Every Tuesday, Wednesday, and Thursday)

2019 (Every Tuesday, Wednesday, and Thursday)



Speed (mph)





1A

1A

1B

1

5A-5B

5A 5B

1D

2A

1C

109A

5A

108B

109A

108A

107

101A

101B

Norfolk-Southern

Gsx-Transportation

Norfolk-Southern

Genrail

Grandview Ave

Dublin Rd

Twin Rivers Dr

John St.

Ohiohealth
Grant
Medical
Center

Nationwide
Children's
Hospital

Nationwide
Children's
Hospital

40

40

62

40

97

315

1B

16

3

3

98A

1A

106A

99C

315

23

98B

62

315