



MID-OHIO REGIONAL
MORPC
PLANNING COMMISSION

111 Liberty Street, Suite 100
Columbus, Ohio 43215
morpc.org

T. 614. 228.2663
TTY. 1.800.750.0750
info@morpc.org

NOTICE OF A MEETING
Regional Sustainability Agenda Subcommittee
MID-OHIO REGIONAL PLANNING COMMISSION

REMOTE MEETING

April 15, 2021, 2:30 pm – 4:00 pm

AGENDA

- 2:30 pm – 2:35 pm** **Welcome** – *Justin Milam, Chair and Alex Slaymaker, Vice Chair*
- 2:35 pm – 2:50 pm** **Updates on the Survey and Lunch & Learn** – *Brandi Whetstone and Alex Slaymaker*
- 2:50 pm – 3:15 pm** **Remaining Data/Metrics Items Under Consideration** – *Brandi Whetstone*
- 3:15 pm – 3:25 pm** **Proposed Format for the Regional Sustainability Agenda** – *Brandi Whetstone*
- 3:25 pm – 3:40 pm** **Approve the 2021 – 2025 Regional Sustainability Agenda and Forward it to the Sustainability Advisory Committee for Consideration** – *Justin Milam, Chair*
- 3:40 pm – 4:00 pm** **Next Steps**
- 4:00 pm** **Adjourn**

Please notify Lynn Kaufman at 614-233-4189 or LKaufman@morpc.org to confirm your attendance for this meeting or if you require special assistance.

William Murdock, AICP
Executive Director

Karen J. Angelou
Chair

Erik J. Janas
Vice Chair

Chris Amorose Grooms
Secretary



Regional Sustainability Agenda Sub-committee

April 15, 2021



MID-OHIO REGIONAL
MORPC
PLANNING COMMISSION

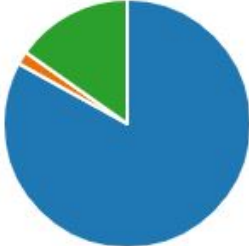
Overview

- 59 responded
- Between 80-90% agreed that the goals and the objectives would benefit all communities.
- 52% provide services or programming for low-income or minority populations.
- Several comments about equity and inclusion.

3. Do you feel that this goal will benefit all communities in central Ohio?

[More Details](#) [Insights](#)

• Yes	49
• No	1
• Maybe	9



28. In your professional work, do you provide services or programming for low-income or minority populations?

[More Details](#) [Insights](#)

• Yes	27
• No	25



RSA SURVEY QUOTES



"I am a social worker and many of my clients have asthma, COPD, and other respiratory illnesses. This has made them more vulnerable during COVID, prevents them from engaging in outdoor activities during poor air quality alerts in the summer, and creates further financial inequities due to our costly healthcare system. The more we improve the air the better physical, mental, and economic health my clients on the South Side of Columbus will have."



"Reducing energy consumption is a good business practice, infrastructure improvements benefit communities and enable better travel, and the stated goal includes all sectors of built environment."



"Climate change is a universal concern and if addressed properly, especially in regard to equity planning, then it will be an "all sides win" situation."



"Our county has a strong presence in agriculture, and we would like to see the land conversion rate decreased by creative housing strategies and other development efforts. We also know that our residents want natural amenities like clean rivers for kayaking, etc."

LUNCH AND LEARN



Overview



- Over 80 attendees
- Diverse partners represented
- Review of the RSA, it's role in regional sustainability programs, process for updates, and proposed goals and objectives.



GOAL 1: Improve air quality and reduce climate change impacts to protect public health and the environment.



MORPC

Objectives	Metrics
1. Reduce per capita vehicle miles traveled.	Per capita vehicle miles traveled
2. Increase alternative fuel vehicles and infrastructure.	<i>Data Limitations</i> 
3. Increase local renewable energy generating capacity.	Renewable energy generating capacity
4. Reduce per capita energy consumption across all sectors.	Per capita household energy consumption Per capita commercial & industrial energy consumption
5. Reduce regional greenhouse gas emissions.	Per capita greenhouse gas emissions from transportation, household, commercial, and industrial energy consumption
6. Reduce local disparities in air quality.	<i>Data Limitations</i> 

Objective 1.2 Increase alternative fuel vehicles and infrastructure



	Resolution	Data Source(s)
Percentage / number of registered AFVs	✓	HNTB
Number of AFV stations	✓	DOE Alternative Fuels Data Center



Objective 1.6 Increase the number of days with good air quality (updated)



MORPC

	Resolution	Data Source(s)
Percentage of good air quality days	✓	Ohio EPA Air Quality Monitors

OBJECTIVE CHALLENGE :



- We **know** there are place-based health disparities in Central Ohio
- We **know** some of the health disparities can likely be attributed to environmental factors
- We **think** there could be local disparities in air quality that may be contributing to these health disparities
- **We are currently working to understand these disparities, but do not currently have the data to demonstrate that they exist**

Include tracking neighborhood air quality as a strategy toward understanding disparities.

GOAL 2: Protect and preserve natural resources to promote a healthy and resilient region.



MORPC

Objectives	Metrics
1. Reduce the amount of municipal solid waste per capita disposed in the landfill through waste prevention and diversion.	Per capita landfill waste disposal
2. Reduce per capita water consumption.	Per capita water consumption
3. Improve water quality in central Ohio watersheds.	<i>Data Limitations</i> 
4. Increase the amount of land devoted to natural areas to support ecosystem services.	Native landscape acres protected and restored through federal, state, and local funding programs
5. Protect prime farmland to promote resilient food and farming systems.	<i>Data Limitations</i> 

Objective 2.3 Improve water quality in Central Ohio watersheds



MORPC

	Resolution	Data Source(s)
Attainment with Ohio EPA water quality standards	✓	Ohio EPA

PROPOSED NEXT STEPS:

- Engage with the Sustaining Scioto Board around identifying specific objectives that can be more clearly measured
 - *Next meeting in April*

Include a strategy around more data creation

Objective 2.5 Reduce the conversion rate of nationally significant farmland



MORPC


	Resolution	Data Source(s)
Conversion rate of nationally significant farmland	✓	American Farmland Trust National Agricultural Statistics Service Multi-Resolution Land Characteristics



GOAL 3: Improve quality of life for all residents by creating sustainable and equitable communities



MORPC

Objectives	Metrics
1. Improve transportation safety for all residents.	Number of fatalities and serious injuries by transportation mode
2. Prioritize infrastructure development which supports multi-modal transportation options for all users.	Workers/commuters using alternative modes of transportation
3. Increase access to greenspace and regional trails.	Percentage of population living within X miles of greenspace and trail access points
4. Reduce household energy cost burden	Number of households paying more than XX% of their income on energy costs
5. Reduce environmental hazards that pose risks to public health and safety.	<i>Data Limitations</i> 

Objective 3.5 Reduce the rate of elevated blood lead levels in children. (updated)





MORPC

	Resolution	Data Source(s)
Environmental Response and Revitalization Sites & Brownfield Properties	✗	Ohio EPA sources are not a clear measure of contaminated sites. Requires more research – placeholder for future investigation.
Rate of elevated blood lead levels in children	✓	Ohio Department of Public Health*
Lead service lines	✗	Ohio EPA lead service line data are not available in a trackable format.



GOAL 4: Promote a robust, inclusive and sustainable economy



Objectives	Metrics
1. Increase the number of businesses with established sustainability policies and practices.	Number of GreenSpot businesses and Smart Columbus Acceleration Partners
2. Maximize infill and redevelopment along existing infrastructure.	Percentage of development within incorporated areas
3. Increase availability of affordable housing options near transit or job centers.	<i>Data Limitations</i> 
4. Increase the number of commercial Property Assessed Clean Energy (PACE) projects, and/or Increase the number of green jobs (or jobs in the energy and environmental sector).	<i>General Discussion</i> 



Objective 4.3 Increase availability of affordable housing options near transit or job centers



	Resolution	Data Source(s)
Number of place-based subsidized units near transit stops or job centers	✓	(NHPD) National Housing Preservation Database; COTA; (LEHD) Longitudinal Employer Household Dynamics



Objective 4.4 Increase employment in green jobs. (updated)



	Resolution	Data Source(s)
Number of green jobs	✓	Bureau of Labor Statistics; O*Net green jobs list Clean Jobs Midwest Solar Jobs Census



PROPOSED FORMAT



MORPC

- Background and summary –
 - Who we are, what we do, and about the agenda
- Vision and guiding principles
- Goals, objectives, and targets
- Link to Equity Resources and Dashboard
- Table of strategies or actions

BROWSE TABLE OF ACTIONS		
COMMUNITY, COUNTY (HOUSING SUBMARKET) All, All (All)		
CORE HOUSING ISSUE	ACTION TYPE	
Barriers limiting access	Development Financing	Expand use of project-based vouchers
		Pilot a Dollar Home Program
	Information Access & Data Infrastructure	Build the capacity of non-profit developers
		Clarify & strengthen mechanisms for fair housing enforcement
		Establish accountability mechanisms to ensure that tools/programs are delivering promised outcomes
		Launch a housing education and outreach campaign
		Launch landlord recruitment and retention efforts for Housing Choice Vouchers (HCVs)
		Make it easier for households in need to find and apply for subsidized housing and services
	Innovative Partnerships	Offer homeownership education and counseling
		Build the capacity of non-profit developers
		Create a landlord mitigation fund
		Facilitate regular peer learning and coordination among jurisdictions on key housing issues
	Non-Land Use Housing Policies & Processes	Pilot a Dollar Home Program
		Adhere to and encourage stronger non-discriminatory lending practices to increase financial services to minority and
		Adjust voucher payment standards to account for variation in submarket rental prices
		Enact source of income protection laws
		Expand fair housing laws
		Offer renter education and counseling
Remove barriers to development with green tape development review		
Revise land use standards to encourage small lot development		
Adhere to and encourage stronger non-discriminatory lending practices to increase financial services to minority and low-and moderate-in...		
Adjust voucher payment standards to account for variation in submarket rental prices		

GOAL 1	Reduce per capita ENERGY CONSUMPTION and promote alternative fuel resources to increase affordability and resilience of regional energy supplies.
GOAL 3	Position Central Ohio to attract and retain ECONOMIC OPPORTUNITY to prosper as a region and compete globally through sustainable practices and solutions.
GOAL 1	GOAL 3
OBJECTIVE	2020 TARGET
1.1	Reduce vehicle miles traveled (VMT). 9,200 VMT per capita (5% reduction)
1.2	Reduce the percentage of commuters driving alone and increase the percentage of commuters riding transit, biking, or walking. 80% of commuters drive alone; 6% of commuters ride transit, bike, or walk
1.3	Increase the percentage of vehicles using alternative fuels. XX% of registered vehicles use alternative fuels (data and methodology under development)
1.4	Increase the number of trail miles traveled annually. 13 million Central Ohio Greenway trail miles traveled annually
1.5	Increase the number of alternative fuel stations. 220 alternative fuel stations (50% increase)
1.6	Reduce per capita energy consumption across all sectors. 50% reduction in the gap of per capita total energy consumption between Central Ohio and U.S.
1.7	Increase the number of local renewable energy projects and generating capacity. 576 certified renewable energy facilities with 89.4 megawatts of total generating capacity (25% increase)
GOAL 3	GOAL 3
OBJECTIVE	2020 TARGET
3.1	Increase the number of businesses in Central Ohio with established sustainability policies and practices. 20% increase in the number of GreenSpot businesses
3.2	Increase the number of adopted institutional purchasing policies that support the purchase of local food. XX% increase in adopted institutional food purchasing policies (data and methodology under development)
GOAL 4	Create SUSTAINABLE NEIGHBORHOODS to improve residents' quality of life.
GOAL 4	GOAL 4
OBJECTIVE	2020 TARGET
4.1	Encourage MORPC member communities to adopt complete streets policies or policies that contain those elements. 45% of MORPC member communities have adopted complete streets policies or policies that contain those elements
4.2	Target infrastructure development to serve a higher number of people and jobs, and increase sidewalk coverage of arterials and collectors. 5 people + jobs per acre are within 3/4 mile of arterials; 40% of arterials and collectors have sidewalks
4.3	Reduce the number of fatalities and serious injuries from crashes. 0.63 fatalities per 100 million VMT; 5.83 serious injuries per 100 million VMT; 10% reduction in non-motorized fatalities and serious injuries
4.4	Target transit and bikeway infrastructure development to serve a higher number of people. 72% of population live within 3/4 mile of a transit stop; 72% of population live within 3/4 mile of a bikeway
4.5	Increase the annual number of income eligible households receiving free weatherization and safety-related home repairs. 5% increase in the number of households served
4.6	Increase the number of Central Ohio Greenways trail miles. Build 20 additional miles of Regional Greenways Trails
GOAL 5	Increase regional COLLABORATION and educational opportunities to advance innovative sustainability solutions.
GOAL 5	GOAL 5
OBJECTIVE	2020 TARGET
5.1	Establish the annual Summit on Sustainability as a premiere environmental conference through high participation and visibility. Increase attendance by 10% annually
5.2	Increase number of local governments committed to sustainability. 100% of MORPC members are committed to sustainability

GOAL 2	Protect NATURAL RESOURCES and mitigate infrastructure vulnerabilities to maintain a healthy ecosystem and community.
GOAL 2	GOAL 2
OBJECTIVE	2020 TARGET
2.1	Reduce emissions to meet federal air quality standards. Ozone attainment, PM2.5 attainment
2.2	Increase the number of people receiving air quality information and education. 10% increase in number of people receiving a combination of Air Quality Alerts, Air Quality Alert highway sign exposure, and media marketing exposure
2.3	Reduce the amount of municipal solid waste per capita disposed in the landfill. 4 pounds of waste produced per person per day (6% reduction)
2.4	Minimize greenfield development and promote infill and redevelopment. 50% of development occurred inside the urban area between 2010 and 2020
2.5	Reduce per capita water consumption. 5% reduction in gallons of water per capita consumed
2.6	Improve water quality in the Upper Scioto Watershed. 85% of Upper Scioto sampling sites are in attainment

NEXT STEPS



- April 21st SAC meeting
- Design and format
- May/June Commission adoption
- RSA announcement and promotion

After adoption-

- Create targets
- Create new Sustainable2050 workbook for certification

HIGH FIVES TO THE RSA SUB-COMMITTEE!



MORPC



Brandi Whetstone

Sustainability Officer

Mid-Ohio Regional Planning Commission

T: 614.233.4174 **M:** 614.595.8631

bwhetstone@morpc.org

111 Liberty Street, Suite 100

Columbus, OH 43215

Liz Whelan-Jackson

Data Manager

Mid-Ohio Regional Planning Commission

T: 614.233.4216

lwhelan@morpc.org

111 Liberty Street, Suite 100

Columbus, OH 43215

