



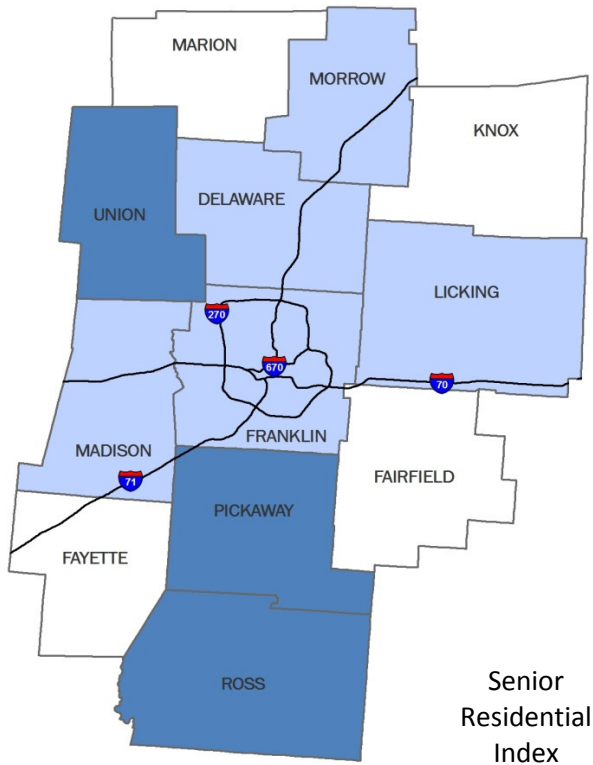
Central Ohio is home to a growing senior population. Between 2000 and 2008, the number of people aged 85 and older in the region increased by 26%. It is critical for the region to maintain sufficient assisted living facilities and nursing homes to provide care for the elderly.

The table below shows the number of beds in assisted living facilities and nursing homes in central Ohio, along with figures for the population aged 85 or older. Fayette, Knox, Marion, and Ross counties had the greatest percentage of people aged 85 or older in 2008, while Pickaway County had the smallest percentage.

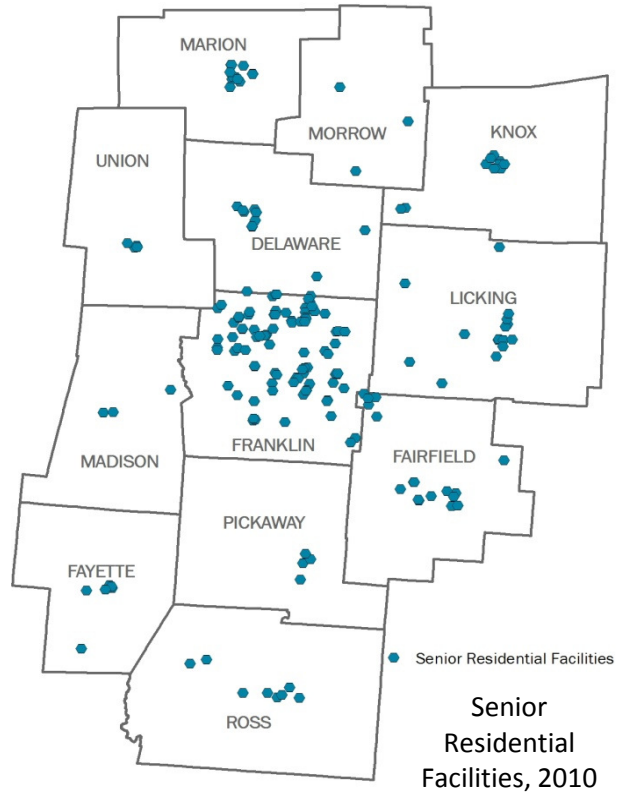

With the aging population, the need for assisted living facilities, nursing homes, and in-home care will continue to grow. The Senior Residential Index, defined as the population 85 and over divided by the number of nursing home and assisted living beds, shows that the region has more assisted living and nursing home capacity than the statewide average. (The lower the number, the greater the capacity for facility-based residential care.)

	Nursing Homes, 2010	Number of Beds in Nursing Homes, 2010	Assisted Living Facilities, 2010	Number of Beds in Assisted Living Facilities, 2010	Population 85 and Over, 2008	Senior Residential Index
Delaware	6	444	7	527	1,544	1.6
Fairfield	9	903	8	717	2,003	1.2
Fayette	6	469	1	72	575	1.1
Franklin	53	6,198	44	3,634	14,259	1.5
Knox	8	624	5	230	1,179	1.4
Licking	12	1,178	7	369	2,344	1.5
Madison	2	200	2	184	626	1.6
Marion	7	560	5	411	1,246	1.3
Morrow	4	267	1	21	470	1.6
Pickaway	4	345	2	40	757	2.0
Ross	7	494	2	173	1,260	1.9
Union	2	150	1	70	572	2.6
Region	120	11,832	85	6,448	26,835	1.5
State	941	93,462	593	43,519	228,649	1.7

Sources: [Ohio Department of Health](#)  
[U.S. Census Bureau](#)



Senior Residential Index



Senior Residential Facilities, 2010

• Senior Residential Facilities